

MPH series

低損失 低ESR品 Low D.F, Low ESR

- ・縦長形状で小形化、低ESR化したシリーズです。
Miniaturized and Low ESR with vertically long shape.
- ・コンデンサから発生するうなり音を低減しました。 Low buzz.
- ・外装に難燃性 (UL94 V-0) のエポキシ樹脂を使用していますので、安全性に優れています。
Coated with flame-retardant (UL94 V-0) epoxy resin.



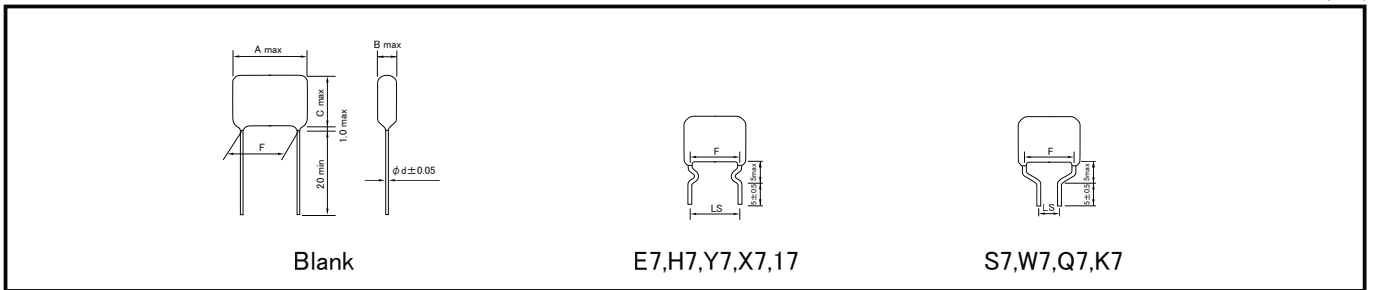
◆規格表 / SPECIFICATION

項目 Item	特性 Characteristics
カテゴリ温度範囲 Category Temperature Range	-40 ~ +105°C
定格電圧範囲 Rated Voltage Range(U _R)	100Vdc, 250Vdc, 450Vdc, 630Vdc, 800Vdc
静電容量許容差 Capacitance Tolerance	±5%(J)
誘電正接 tan δ	0.001max at 1kHz
耐電圧 Voltage Proof	U _R × 150% 60s
絶縁抵抗 Insulation Resistance	C ≤ 0.33 μF: 25000M Ω min C > 0.33 μF: 7500 Ω Fmin
準拠規格 Reference Standard	JIS C 5101-16, JIS C 5101-1

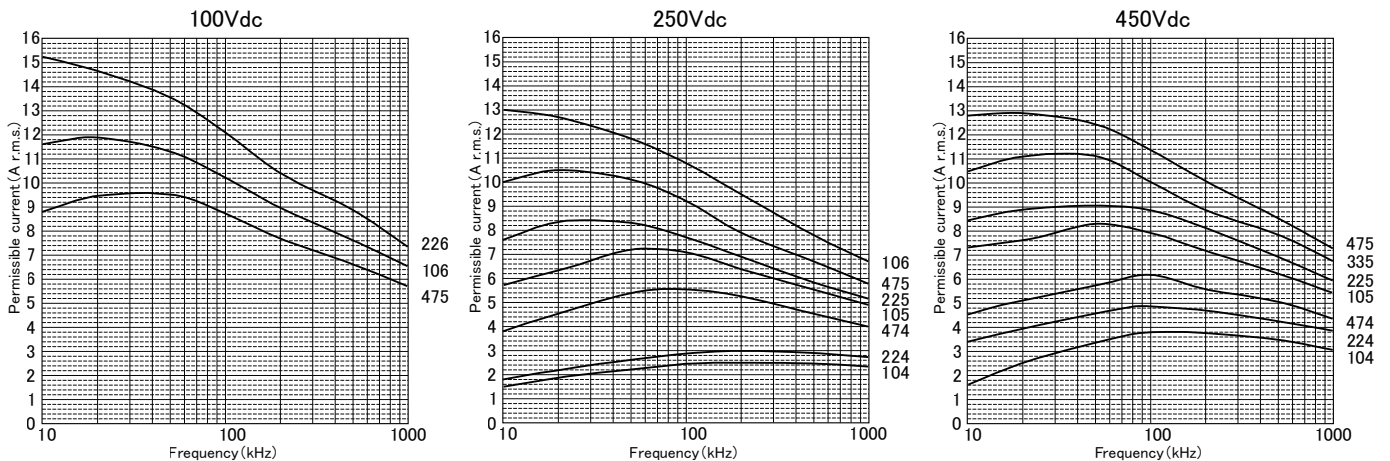
◆呼称方法 / PART NUMBER



◆寸法図 / DIMENSIONS



◆周波数に対する許容電流 / PERMISSIBLE CURRENT FOR FREQUENCY

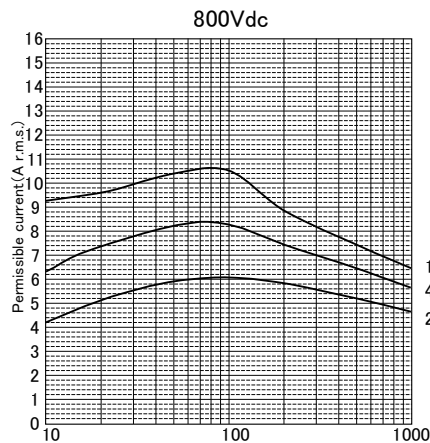
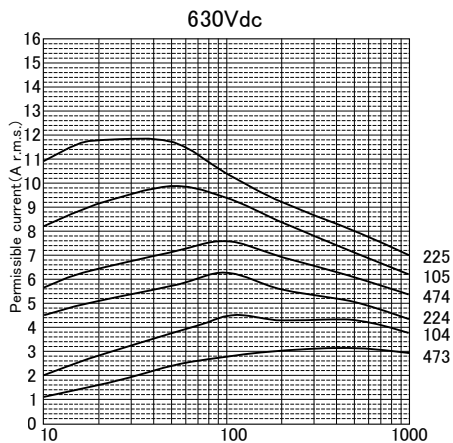


◆標準品一覧表／STANDARD SIZE

**：リード加工記号/Lead Forming

定格電圧 Rated Voltage (Vdc)	静電容量 Capacitance (μ F)	寸法 Dimensions (mm)						標準梱包数/Typical Packaging Quantity (pcs)							品番 Part No
		A	B	C	F \pm 1.0	LS \pm 0.5	d	ロングリード品 Long Lead type		テーピング(つづら)品 - 形状別 Taping Ammo Pack Type - Style					
								Bag	Carton	TC	TX,TH	TL,TJ	TN	TS	
100	4.7	18.5	13.5	24.0	15.0	7.5/10.0/15.0	1.0	100	500	-	-	-	-	-	100MPH475J**
	5.6	18.5	14.5	25.0	15.0	7.5/10.0/15.0	1.0	100	500	-	-	-	-	-	100MPH565J**
	6.8	18.5	16.0	26.5	15.0	7.5/10.0/15.0	1.0	100	500	-	-	-	-	-	100MPH685J**
	8.2	18.5	18.0	28.0	15.0	7.5/10.0/15.0	1.0	100	500	-	-	-	-	-	100MPH825J**
	10	18.5	20.0	30.0	15.0	7.5/10.0/15.0	1.0	100	400	-	-	-	-	-	100MPH106J**
	12	26.5	17.0	27.5	22.5	15.0/22.5	1.0	100	300	-	-	-	-	-	100MPH126J**
	15	26.5	19.0	29.5	22.5	15.0/22.5	1.0	100	300	-	-	-	-	-	100MPH156J**
	18	26.5	21.0	31.5	22.5	15.0/22.5	1.0	50	200	-	-	-	-	-	100MPH186J**
	22	26.5	23.5	34.0	22.5	15.0/22.5	1.0	50	200	-	-	-	-	-	100MPH226J**
250	0.1	10.5	7.0	13.5	7.5	5.0/7.5	0.6	100	3,000	-	-	-	-	-	250MPH104J**
	0.12	10.5	8.0	14.0	7.5	5.0/7.5	0.6	100	2,000	-	-	-	-	-	250MPH124J**
	0.15	10.5	8.5	15.0	7.5	5.0/7.5	0.6	100	2,000	-	-	-	-	-	250MPH154J**
	0.18	10.5	9.0	15.5	7.5	5.0/7.5	0.6	100	2,000	-	-	-	-	-	250MPH184J**
	0.22	10.5	8.5	14.5	7.5	5.0/7.5	0.6	100	2,000	-	-	-	-	-	250MPH224J**
	0.27	10.5	8.5	16.5	7.5	5.0/7.5	0.6	100	2,000	-	-	-	-	-	250MPH274J**
	0.33	10.5	9.0	17.0	7.5	5.0/7.5	0.6	100	1,000	-	-	-	-	-	250MPH334J**
	0.39	13.0	8.0	16.0	10.0	5.0/7.5/10.0	0.6	100	2,000	-	-	-	-	-	250MPH394J**
	0.47	13.0	9.0	17.0	10.0	5.0/7.5/10.0	0.8	100	1,000	-	-	-	-	-	250MPH474J**
	0.56	13.0	10.0	18.0	10.0	5.0/7.5/10.0	0.8	200	1,000	-	-	-	-	-	250MPH564J**
	0.68	13.0	11.0	19.0	10.0	5.0/7.5/10.0	0.8	200	1,000	-	-	-	-	-	250MPH684J**
	0.82	13.0	12.0	20.0	10.0	5.0/7.5/10.0	0.8	200	1,000	-	-	-	-	-	250MPH824J**
	1	13.0	13.0	21.0	10.0	5.0/7.5/10.0	0.8	200	1,000	-	-	-	-	-	250MPH105J**
	1.2	13.0	14.5	22.0	10.0	5.0/7.5/10.0	0.8	200	800	-	-	-	-	-	250MPH125J**
	1.5	13.0	15.0	24.0	10.0	5.0/7.5/10.0	0.8	200	800	-	-	-	-	-	250MPH155J**
	1.8	18.5	13.0	20.5	15.0	7.5/10.0/15.0	0.8	200	800	-	-	-	-	-	250MPH185J**
	2.2	18.5	14.0	21.5	15.0	7.5/10.0/15.0	0.8	100	500	-	-	-	-	-	250MPH225J**
	2.7	18.5	16.0	23.5	15.0	7.5/10.0/15.0	1.0	100	500	-	-	-	-	-	250MPH275J**
	3.3	18.5	17.0	26.5	15.0	7.5/10.0/15.0	1.0	100	500	-	-	-	-	-	250MPH335J**
	3.9	18.5	18.5	28.0	15.0	7.5/10.0/15.0	1.0	100	500	-	-	-	-	-	250MPH395J**
4.7	18.5	20.5	29.5	15.0	7.5/10.0/15.0	1.0	100	500	-	-	-	-	-	250MPH475J**	
5.6	23.5	18.5	28.0	20.0	20.0	1.0	100	400	-	-	-	-	-	250MPH565J**	
6.8	23.5	19.5	30.0	20.0	20.0	1.0	100	300	-	-	-	-	-	250MPH685J**	
8.2	23.5	22.0	32.5	20.0	20.0	1.0	100	300	-	-	-	-	-	250MPH825J**	
10	23.5	24.5	33.5	20.0	20.0	1.0	100	300	-	-	-	-	-	250MPH106J**	

◆周波数に対する許容電流／PERMISSIBLE CURRENT FOR FREQUENCY



◆標準品一覧表/STANDARD SIZE

**：リード加工記号/Lead Forming

定格電圧 Rated Voltage (Vdc)	静電容量 Capacitance (μ F)	寸法 Dimensions (mm)						標準梱包数/Typical Packaging Quantity (pcs)							品番 Part No
		A	B	C	F \pm 1.0	LS \pm 0.5	d	ロングリード品 Long Lead type		テーピング(つづら)品 - 形状別 Taping Ammo Pack Type - Style					
								Bag	Carton	TC	TX,TH	TL,TJ	TN	TS	
450	0.1	10.5	8.5	14.5	7.5	5.0/7.5	0.8	100	2,000	-	-	-	-	-	450MPH104J**
	0.12	10.5	9.5	15.5	7.5	5.0/7.5	0.8	100	2,000	-	-	-	-	-	450MPH124J**
	0.15	13.0	8.5	14.5	10.0	5.0/7.5/10.0	0.8	100	2,000	-	-	-	-	-	450MPH154J**
	0.18	13.0	9.0	15.0	10.0	5.0/7.5/10.0	0.8	100	2,000	-	-	-	-	-	450MPH184J**
	0.22	13.0	9.5	16.0	10.0	5.0/7.5/10.0	0.8	100	1,000	-	-	-	-	-	450MPH224J**
	0.27	13.0	10.5	18.0	10.0	5.0/7.5/10.0	0.8	200	1,000	-	-	-	-	-	450MPH274J**
	0.33	13.0	11.5	19.0	10.0	5.0/7.5/10.0	0.8	200	1,000	-	-	-	-	-	450MPH334J**
	0.39	13.0	12.5	19.5	10.0	5.0/7.5/10.0	0.8	200	1,000	-	-	-	-	-	450MPH394J**
	0.47	13.0	13.5	21.0	10.0	5.0/7.5/10.0	0.8	200	1,000	-	-	-	-	-	450MPH474J**
	0.56	18.5	11.0	18.5	15.0	7.5/10.0/15.0	0.8	200	1,000	-	-	-	-	-	450MPH564J**
	0.68	18.5	12.5	19.5	15.0	7.5/10.0/15.0	0.8	200	800	-	-	-	-	-	450MPH684J**
	0.82	18.5	13.5	20.5	15.0	7.5/10.0/15.0	0.8	200	800	-	-	-	-	-	450MPH824J**
	1	18.5	15.0	22.0	15.0	7.5/10.0/15.0	1.0	100	500	-	-	-	-	-	450MPH105J**
	1.2	18.5	15.5	24.0	15.0	7.5/10.0/15.0	1.0	100	500	-	-	-	-	-	450MPH125J**
	1.5	18.5	17.5	26.0	15.0	7.5/10.0/15.0	1.0	100	500	-	-	-	-	-	450MPH155J**
	1.8	18.5	19.0	27.5	15.0	7.5/10.0/15.0	1.0	100	500	-	-	-	-	-	450MPH185J**
	2.2	18.5	21.0	30.5	15.0	7.5/10.0/15.0	1.0	100	400	-	-	-	-	-	450MPH225J**
2.7	23.5	19.0	29.0	20.0	20.0	1.0	100	400	-	-	-	-	-	450MPH275J**	
3.3	23.5	21.0	32.0	20.0	20.0	1.0	100	300	-	-	-	-	-	450MPH335J**	
3.9	23.5	23.0	34.0	20.0	20.0	1.0	100	300	-	-	-	-	-	450MPH395J**	
4.7	23.5	25.0	36.0	20.0	20.0	1.0	50	200	-	-	-	-	-	450MPH475J**	
630	0.047	13.0	8.5	14.0	10.0	5.0/7.5/10.0	0.8	100	2,000	-	-	-	-	-	630MPH473J**
	0.056	13.0	9.0	15.0	10.0	5.0/7.5/10.0	0.8	100	2,000	-	-	-	-	-	630MPH563J**
	0.068	13.0	10.0	15.5	10.0	5.0/7.5/10.0	0.8	100	1,000	-	-	-	-	-	630MPH683J**
	0.082	13.0	10.5	16.5	10.0	5.0/7.5/10.0	0.8	100	1,000	-	-	-	-	-	630MPH823J**
	0.1	13.0	11.0	17.0	10.0	5.0/7.5/10.0	0.8	200	1,000	-	-	-	-	-	630MPH104J**
	0.12	13.0	12.0	17.5	10.0	5.0/7.5/10.0	0.8	200	1,000	-	-	-	-	-	630MPH124J**
	0.15	13.0	13.0	19.0	10.0	5.0/7.5/10.0	0.8	200	1,000	-	-	-	-	-	630MPH154J**
	0.18	13.0	14.5	20.0	10.0	5.0/7.5/10.0	0.8	200	1,000	-	-	-	-	-	630MPH184J**
	0.22	13.0	15.5	21.0	10.0	5.0/7.5/10.0	0.8	200	800	-	-	-	-	-	630MPH224J**
	0.27	18.5	12.0	19.5	15.0	7.5/10.0/15.0	0.8	200	800	-	-	-	-	-	630MPH274J**
	0.33	18.5	13.5	20.5	15.0	7.5/10.0/15.0	0.8	200	800	-	-	-	-	-	630MPH334J**
	0.39	18.5	14.5	22.0	15.0	7.5/10.0/15.0	0.8	100	500	-	-	-	-	-	630MPH394J**
	0.47	18.5	16.0	23.0	15.0	7.5/10.0/15.0	1.0	100	500	-	-	-	-	-	630MPH474J**
	0.56	18.5	17.0	24.5	15.0	7.5/10.0/15.0	1.0	100	500	-	-	-	-	-	630MPH564J**
	0.68	18.5	18.0	27.0	15.0	7.5/10.0/15.0	1.0	100	500	-	-	-	-	-	630MPH684J**
	0.82	18.5	20.0	29.0	15.0	7.5/10.0/15.0	1.0	100	500	-	-	-	-	-	630MPH824J**
	1	18.5	21.5	32.0	15.0	7.5/10.0/15.0	1.0	100	400	-	-	-	-	-	630MPH105J**
1.2	23.5	19.5	30.0	20.0	20.0	1.0	100	400	-	-	-	-	-	630MPH125J**	
1.5	23.5	22.0	33.0	20.0	20.0	1.0	100	300	-	-	-	-	-	630MPH155J**	
1.8	23.5	24.0	34.0	20.0	20.0	1.0	50	200	-	-	-	-	-	630MPH185J**	
2.2	23.5	26.5	37.0	20.0	20.0	1.0	50	200	-	-	-	-	-	630MPH225J**	
800	0.22	18.5	15.5	23.0	15.0	7.5/10.0/15.0	1.0	100	500	-	-	-	-	-	800MPH224J**
	0.27	18.5	17.0	24.5	15.0	7.5/10.0/15.0	1.0	100	500	-	-	-	-	-	800MPH274J**
	0.33	18.5	19.0	26.5	15.0	7.5/10.0/15.0	1.0	100	500	-	-	-	-	-	800MPH334J**
	0.39	18.5	20.5	28.0	15.0	7.5/10.0/15.0	1.0	100	500	-	-	-	-	-	800MPH394J**
	0.47	18.5	21.5	30.5	15.0	7.5/10.0/15.0	1.0	100	400	-	-	-	-	-	800MPH474J**
	0.56	18.5	23.5	32.5	15.0	7.5/10.0/15.0	1.0	100	300	-	-	-	-	-	800MPH564J**
	0.68	26.5	19.5	28.5	22.5	15.0/22.5	1.0	50	200	-	-	-	-	-	800MPH684J**
	0.82	26.5	22.0	31.0	22.5	15.0/22.5	1.0	50	200	-	-	-	-	-	800MPH824J**
1	26.5	24.5	33.0	22.5	15.0/22.5	1.0	50	200	-	-	-	-	-	800MPH105J**	