THIS DRAWING IS UNPUBLISHED. RELEASED FOR PUBLICATION -.-.-
© COPYRIGHT -- BY TYCO ELECTRONICS CORPORATION. ALL RIGHTS RESERVED.

LOC	DIST
AD	00

REVISIONS

#	LTR	DESCRIPTION	DATE	DWN	APVD
	O	RELEASED PER EC 0512-0317-04	14DEC04	BM	RW

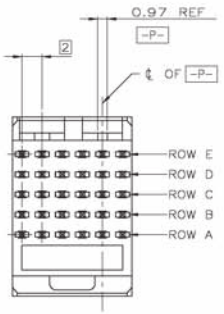

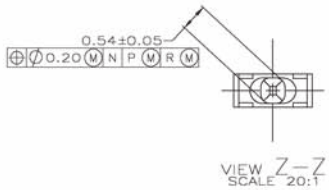

1. HOUSING MATERIAL: LIQUID CRYSTAL POLYMER.
COLOR: NATURAL.
2. CONTACT MATERIAL: PHOSPHOR BRONZE.
3. CONTACT FINISH:(B)
UNDERPLATE (ENTIRE CONTACT):
0.00127 MIN NICKEL PER SAE-AMS-QQ-N-290
ON MATING SURFACES:
CONFORMS TO ALL TESTING SPECIFIED FOR TELCORDIA UNCONTROLLED ENVIRONMENT.
ON LEADS:
0.0006 MIN MATTE TIN PER ASTM B 545 OVER UNDERPLATE.
LUBRICATION (MIN MATING SURFACES):
SURFACE CONDITIONER AFTER PLATING.
4. PART MARKING, LOCATED APPROXIMATELY AS SHOWN.
5. SEE SHEET 2 FOR SEQUENCING CHARTS.
6. DIMENSION APPLIES WHEN SEATED ON PRINTED CIRCUIT BOARD.

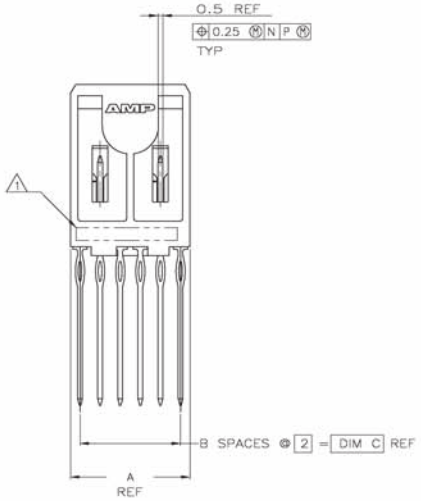

5223117-1 AS SHOWN

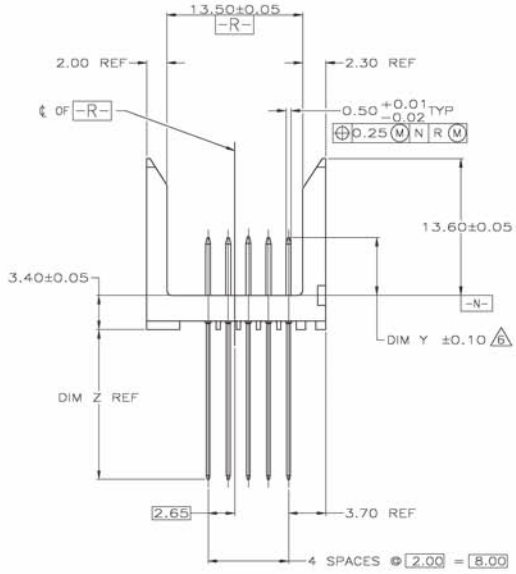

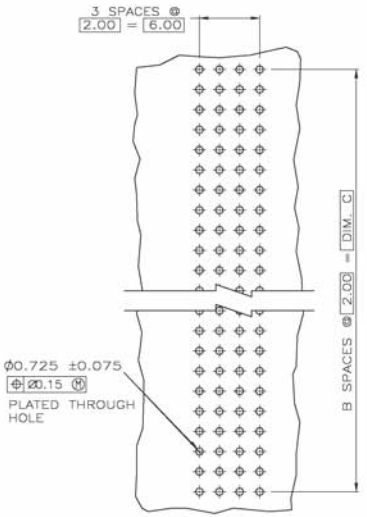

RECOMMENDED CIRCUIT PATTERN
PER IPC-D300 TYPE II, CLASS C
(COMPONENT SIDE)

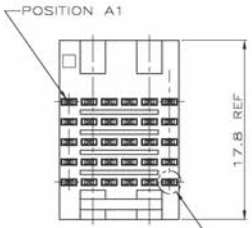

260	130	131.88	3	330	1-5223117-1
10	5	11.88	3	30	5223117-1
C	B	A	FINISH	NO OF SIGNAL POSN	PART NUMBER

THIS DRAWING IS A CONTROLLED DOCUMENT.
DIMENSIONS: mm
TOLERANCES UNLESS OTHERWISE SPECIFIED: 0 PLC ± -, 1 PLC ± -, 2 PLC ± 0.13, 3 PLC ± -, 4 PLC ± -, ANGLES ± -
MATERIAL: 1 2
FINISH: 3
DWN D.MCMASTER 14DEC04
CHK R.WERTZ 14DEC04
APVD R.WERTZ 14DEC04
PRODUCT SPEC: —
APPLICATION SPEC: —
WEIGHT: —
CUSTOMER DRAWING

tyco Electronics
Tyco Electronics Corporation
Harrisburg, Pa 17105-3608

NAME: PIN ASSEMBLY,Z-PACK 2mm FB,SIGNAL, VERTICAL,5 ROW,60 POSITION, PRESS FIT LEADS,W/SEQUENCING

SIZE	CAGE CODE	DRAWING NO	RESTRICTED TO
A1	00779	C-5223117	—

SCALE 4:1 SHEET 1 OF 2 REV O

THIS DRAWING IS UNPUBLISHED.	RELEASED FOR PUBLICATION
© COPYRIGHT - BY TYCO ELECTRONICS CORPORATION.	ALL RIGHTS RESERVED.

LOC	DIST
AD	00

REVISIONS

P	LTR	DESCRIPTION	DATE	DWN	APVD
	—	SEE SHEET 1	—	—	—

WW	5.75	14.90
CONTACT LETTER	DIM Y	DIM Z

E	WW	WW	WW	WW	WW	WW	E	5223117-1
D	WW	WW	WW	WW	WW	WW	D	
C	WW	WW	WW	WW	WW	WW	C	
B	WW	WW	WW	WW	WW	WW	B	PART NUMBER
A	WW	WW	WW	WW	WW	WW	A	
	1	2	3	4	5	6		

CONTACT LOAD CHART

E	WW	WW	WW	WW	WW	WW	WW	WW	WW	WW	WW	WW	WW	WW	WW	WW	WW	WW	WW	WW	WW	WW
D	WW	WW	WW	WW	WW	WW	WW	WW	WW	WW	WW	WW	WW	WW	WW	WW	WW	WW	WW	WW	WW	WW
C	WW	WW	WW	WW	WW	WW	WW	WW	WW	WW	WW	WW	WW	WW	WW	WW	WW	WW	WW	WW	WW	WW
B	WW	WW	WW	WW	WW	WW	WW	WW	WW	WW	WW	WW	WW	WW	WW	WW	WW	WW	WW	WW	WW	WW
A	WW	WW	WW	WW	WW	WW	WW	WW	WW	WW	WW	WW	WW	WW	WW	WW	WW	WW	WW	WW	WW	WW
ROW	1	2	3	4	5	6	7	8	9	10	11	12	13	14	15	16	17	18	19	20	21	22

E	WW	WW	WW	WW	WW	WW	WW	WW	WW	WW	WW	WW	WW	WW	WW	WW	WW	WW	WW	WW	WW	WW
D	WW	WW	WW	WW	WW	WW	WW	WW	WW	WW	WW	WW	WW	WW	WW	WW	WW	WW	WW	WW	WW	WW
C	WW	WW	WW	WW	WW	WW	WW	WW	WW	WW	WW	WW	WW	WW	WW	WW	WW	WW	WW	WW	WW	WW
B	WW	WW	WW	WW	WW	WW	WW	WW	WW	WW	WW	WW	WW	WW	WW	WW	WW	WW	WW	WW	WW	WW
A	WW	WW	WW	WW	WW	WW	WW	WW	WW	WW	WW	WW	WW	WW	WW	WW	WW	WW	WW	WW	WW	WW
ROW	23	24	25	26	27	28	29	30	31	32	33	34	35	36	37	38	39	40	41	42	43	44

E	WW	WW	WW	WW	WW	WW	WW	WW	WW	WW	WW	WW	WW	WW	WW	WW	WW	WW	WW	WW	WW	WW	E	1-5223117-1
D	WW	WW	WW	WW	WW	WW	WW	WW	WW	WW	WW	WW	WW	WW	WW	WW	WW	WW	WW	WW	WW	WW	D	
C	WW	WW	WW	WW	WW	WW	WW	WW	WW	WW	WW	WW	WW	WW	WW	WW	WW	WW	WW	WW	WW	WW	C	
B	WW	WW	WW	WW	WW	WW	WW	WW	WW	WW	WW	WW	WW	WW	WW	WW	WW	WW	WW	WW	WW	WW	B	
A	WW	WW	WW	WW	WW	WW	WW	WW	WW	WW	WW	WW	WW	WW	WW	WW	WW	WW	WW	WW	WW	WW	A	AMP
ROW	45	46	47	48	49	50	51	52	53	54	55	56	57	58	59	60	61	62	63	64	65	66	ROW	PART NUMBER

CONTACT LOAD CHART

THIS DRAWING IS A CONTROLLED DOCUMENT.

DIMENSIONS: mm

TOLERANCES UNLESS OTHERWISE SPECIFIED:
0 PLC ± -
1 PLC ± -
2 PLC ± 0.13
3 PLC ± -
4 PLC ± -
ANGLES ± -

MATERIAL ⚠1 ⚠2

FINISH ⚠3

DWN R.MCMASTER 14DEC04
CHK R.WERTZ 14DEC04
APVD R.WERTZ 14DEC04
PRODUCT SPEC —
APPLICATION SPEC —
WEIGHT —

tyco Electronics — Tyco Electronics Corporation, Harrisburg, Pa 17105-3608

NAME: PIN ASSEMBLY, Z-PACK 2mm FB, SIGNAL, VERTICAL, 5 ROW, PRESS FIT LEADS, W/SEQUENCING

SIZE	CAGE CODE	DRAWING NO	RESTRICTED TO
A1	00779	C-5223117	—

CUSTOMER DRAWING — SCALE 4:1 — SHEET 2 OF 2 — REV 0

AMP 4805 REV 31MAR2000