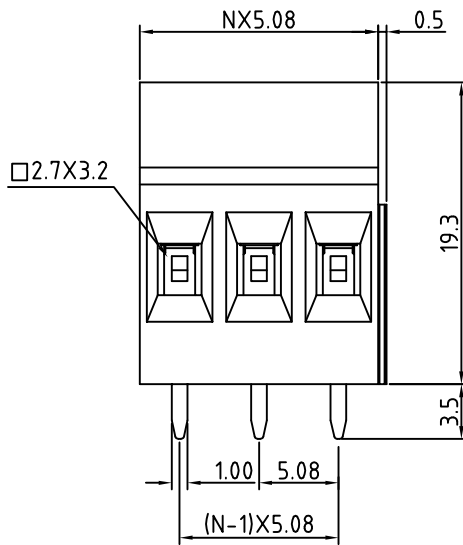
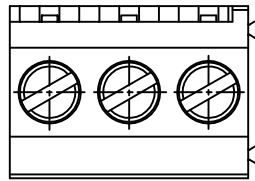

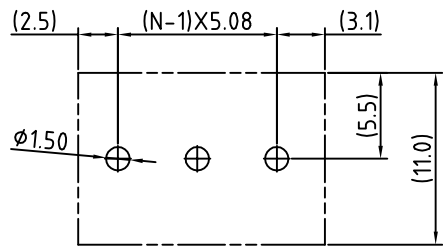


SIGN	DATE	DESCRIPTION	APPROVER
THIS IS CAD DRAWING, DO NOT REVISE MANUALLY!!!			



N=Number of poles

P.C.B. LAYOUT



- Material**
- Terminal body
  - (metal housing): Brass(CuZn)
  - Terminal screw: Steel Zinc plating "-" slot type
  - Contacts: Brass
  - Surface of solder tail: Tin plated
  - Insulator (housing): Thermoplastic (UL94V-0)

- Electrical cULus**
- Voltage rating: 300VAC
  - Current rating: 10A
  - Wire range:
    - Solid wire(AWG): 12-22
    - Stranded wire(AWG): 12-22
  - Torque(Lb-In): 3.5
  - Screw: M3
  - Wire strip length: 6-7mm
  - Withstanding Voltage: 1.6KV
  - Operating temperature: -30°C to +105°C
  - Soldering temperature: 250°C±10°C/5 Sec
  - Safety Approval: US

RoHS Compliant

PART NUMBER:

**OSTTUXX2150**

- No. of Poles
- 02 2 Poles
  - 03 3 Poles
  - ... ..
  - 24 24 Poles

- COLOR
- 0: Black
  - 5: Green (Standard)
  - 6: Blue
  - 8: Grey



THESE DRAWINGS AND SPECIFICATIONS ARE THE PROPERTY OF ON-SHORE TECHNOLOGY, INC. AND SHALL NOT BE REPRODUCED, COPIED OR USED IN ANY MANNER WITHOUT THE PRIOR WRITTEN CONSENT OF ON-SHORE TECHNOLOGY, INC.

TITLE		OSTTU 5.08mm Series			
PART NO.	OSTTUXX2150	DWG NO.	OSTTUXX2150.DWG		
APPROVED	CHECKED	DESIGNED	DRAWN	CUST NO.	Tolerance
Shi Jun 2006.10.20	Marvin 2006.10.20	Marvin 2006.10.20	Marvin 2006.10.20		X. ±0.50 X.X ±0.30 X.XX ±0.10 X° ±1°
				SHEET: 01/01	REV: D