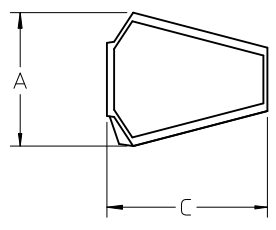
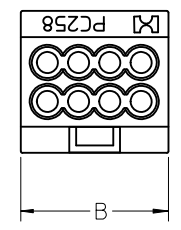
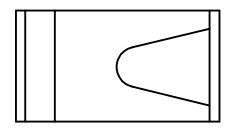
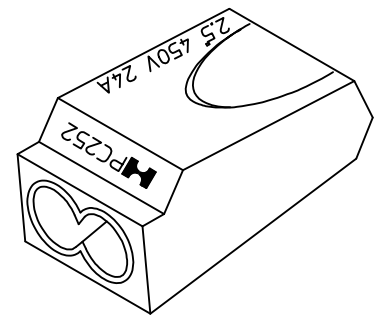
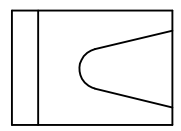
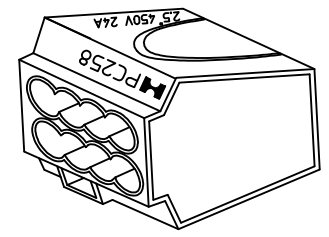
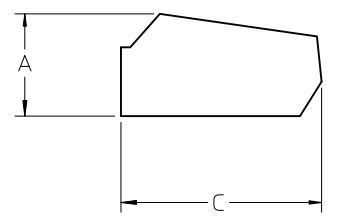
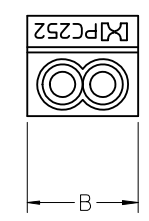


MATERIAL NUMBER	ENGINEERING NUMBER	COLOR INSERT	SOLID WIRE RANGE AWG	PORTS	DIM A	DIM B	DIM C
194300001	PC2-RED	RED	12-22	2	.37/9.5	.41/10.5	.77/19.5
194300002	PC3-ORANGE	ORANGE	12-22	3	.37/9.5	.53/13.5	.78/19.7
194300003	PC4-YELLOW	YELLOW	12-22	4	.37/9.5	.68/17.2	.78/19.7
194300004	PC5-GRAY	GRAY	12-22	5	.37/9.5	.83/21.1	.78/19.7
194300005	PC8-BLACK	BLACK	12-22	8	.66/16.8	.69/17.5	.75/19.0

(B1)



PORTS 8



PORTS 2,3,4,5

REF NOTES:

- CURRENT: 24A(VDE)
- VOLTAGE: UL-600V, VDE-450V
- WORKING TEMP: -30°C TO 105°C
- HOUSING MATERIAL: UL 94V-2
FLAME RETARDANT THERMOPLASTIC
- WIRE STRIP LENGTH: APPROX. .45/11.0
- UL FILE NO. E32244 (B1)
- INTERNATIONAL APPROVALS: CE, VDE, FIMKO, KEMA, CEBEC

UL ENG NUMBERS EC NO: WNA2012-0128 DRWN:ETHRODAH012/03/15 CHKD:JMACNEIL 2012/03/15 APPR:JMACNEIL 2012/03/20	QUALITY SYMBOLS	GENERAL TOLERANCES (UNLESS SPECIFIED)	SCALE 1:1	DESIGN UNITS INCH	THIRD ANGLE PROJECTION	REVISE ON CAD ONLY															
	▽ -0 ∇ -0	<table border="1"> <thead> <tr> <th></th> <th>mm</th> <th>INCH</th> </tr> </thead> <tbody> <tr> <td>4 PLACES</td> <td>± ---</td> <td>± ---</td> </tr> <tr> <td>3 PLACES</td> <td>± ---</td> <td>± ---</td> </tr> <tr> <td>2 PLACES</td> <td>± ---</td> <td>± .020</td> </tr> <tr> <td>1 PLACE</td> <td>± 0.51</td> <td>± ---</td> </tr> </tbody> </table>		mm	INCH	4 PLACES	± ---	± ---	3 PLACES	± ---	± ---	2 PLACES	± ---	± .020	1 PLACE	± 0.51	± ---	DIMENSION STYLE IN/MM		TITLE	
			mm	INCH																	
	4 PLACES	± ---	± ---																		
3 PLACES	± ---	± ---																			
2 PLACES	± ---	± .020																			
1 PLACE	± 0.51	± ---																			
	ANGULAR ± ---°	DRAWN BY B.RUPERT DATE 11/13/03		PUSH-IN WIRE CONNECTOR 12-22AWG																	
	DRAFT WHERE APPLICABLE MUST REMAIN WITHIN DIMENSIONS	CHECKED BY J.PAWLIC DATE 11/13/03		MOLEX INCORPORATED																	
		APPROVED BY R.DEROSS DATE 11/13/03		MATERIAL NO. SEE CHART	DOCUMENT NO. SD-19430-001	SHEET NO. 1 OF 1															