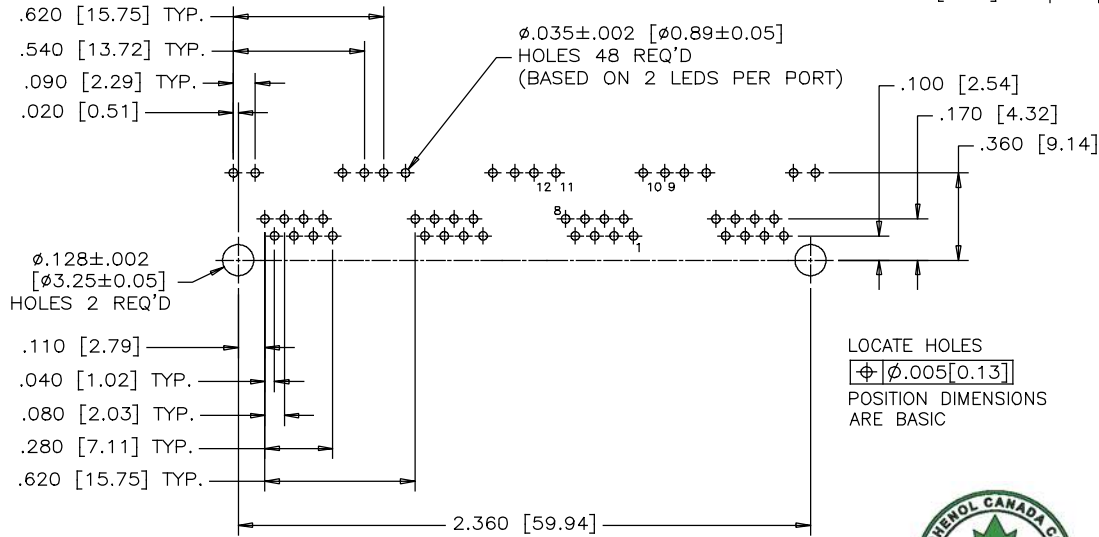
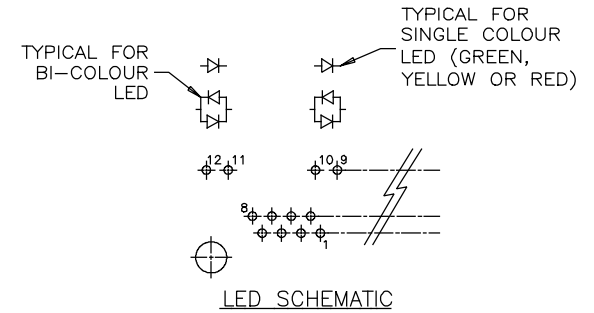
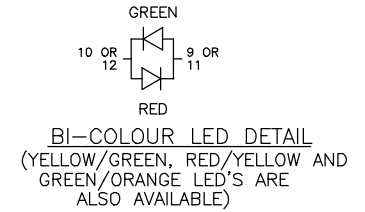
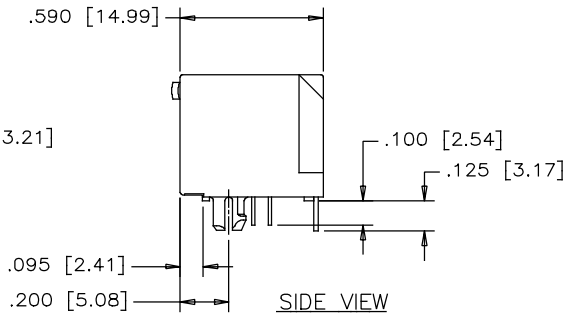
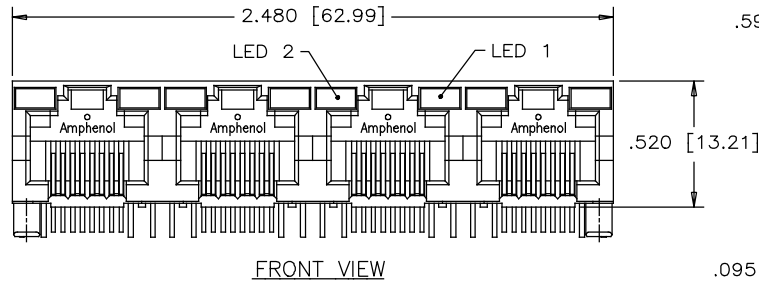


REVISIONS			
REV	DESCRIPTION, ECN, EAR NO.	DATE	APP'D
A	PROPOSAL	JUN05/18	L.CHAN



RECOMMENDED P.C.B. LAYOUT
(COMPONENT SIDE OF BOARD)

LOCATE HOLES
 $\phi \phi .005 [0.13]$
 POSITION DIMENSIONS ARE BASIC



MATERIALS:

PLASTIC HOUSING: HIGH TEMPERATURE THERMOPLASTIC
 FLAMMABILITY RATING UL 94V-0,
 COLOR BLACK

CONTACTS:

PHOSPHOR BRONZE
 PLATING: GOLD PLATING ON MATING SURFACE.
 [SEE PART NUMBER FOR THICKNESS]
 50 μ " [1.27 MICRONS]
 MIN. NICKEL UNDERPLATE
 100 μ " [2.54 MICRONS]
 MIN. MATTE TIN ON CONTACT TAILS.

RECOMMENDED SOLDERING TEMPERATURE:

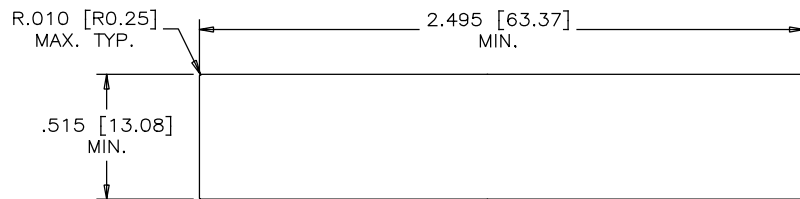
WAVE SOLDERING AT 260°C MAXIMUM FOR
 5 SEC MAXIMUM.

PART NUMBER: RJHSE-X08X-04

GOLD PLATING

E=RJ45 FLAT CONTACT 6u"
 G=RJ45 FLAT CONTACT 15u"
 J=RJ45 FLAT CONTACT 30u"
 5=RJ45 FLAT CONTACT 50u"

REFER TO LED
 OPTIONS DRAWING FOR
 ORDERING CODES



RECOMMENDED PANEL CUTOUT

UNLESS SPECIFIED OTHERWISE	DRAWN W.QIU	DATE JUN05/18
PRIMARY UNITS INCH	CHECKED L.CHAN	JUN05/18
SECONDARY MILLIMETER	M.E. APP'D	
REFERENCE IN PARENTHESES	Q.A. APP'D	
GENERAL TOLERANCES	DWG APPR.	
1 DECIMAL PLACE ± 0.025	ENG. REL. NO.	
2 DECIMAL PLACES ± 0.020	REF.	
3 DECIMAL PLACES ± 0.015	THIRD ANGLE PROJECTION	DO NOT SCALE DRAWING
ANGULAR DEGREES $\pm 1.0^\circ$		

Amphenol Canada Corp.	
www.amphenolcanada.com	
TITLE	
4 PORT, HIGH SPEED, MODULAR JACK, 8 POSITION, 8 CONTACTS, W/O SHIELD, W/O LED, 0.13" TAIL- RoHS COMPLIANT	
DWG. NO.	REV A
P-RJHSE-X08X-04	
CODE ID NO. 03554	DWG SIZE: C
SCALE: N/A	SHEET 1 OF 1