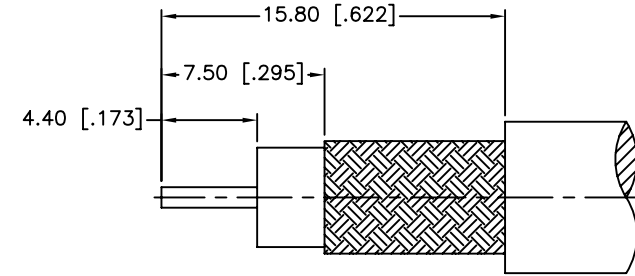
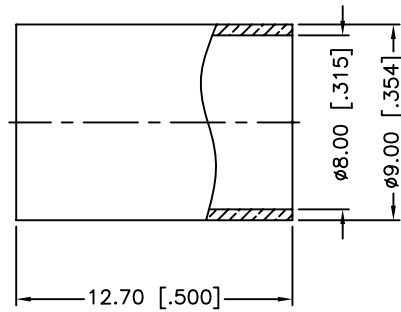
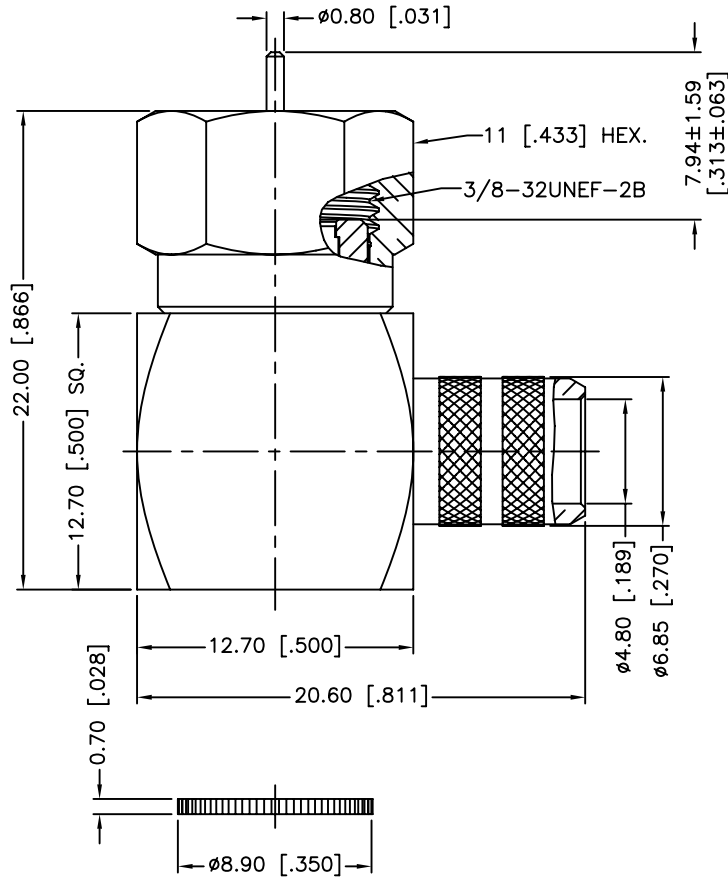
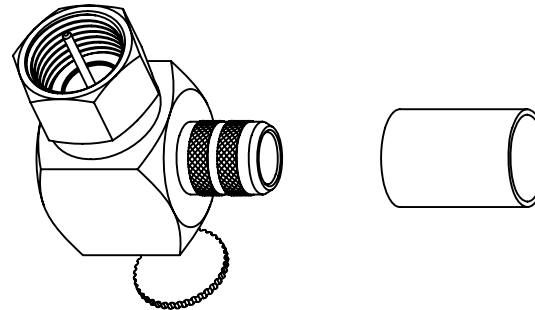


REV.	DATE	ECR NO.	DESCRIPTION
NC	12/06/99	XXXXXX	INITIAL RELEASE
A	01/13/00	XXXXXX	ADD CABLE CALLOUT TO DESCRIPTION
B	09/26/05	XXXXXX	UPDATE DRAWING FORMAT
C	12/10/12	2412	CHANGE CENTER CONTACT LENGTH, UPDATE DRAWING FORMAT



RECOMMENDED  
CABLE STRIPPING DIM'S



1. IMPEDANCE: 75 OHM
2. FREQUENCY RANGE: DC 0-3 GHz
3. VSWR(RETURN LOSS): -20dB MIN.
4. DURABILITY: 100 CYCLES MIN.
5. TEMPERATURE RANGE: -40°C TO +140°C
6. CRIMPED FERRULE  
HEX CRIMP SIZE .320"

DESCRIPTION	MATERIAL	FINISH	QTY
7 FERRULE	BRASS	NICKEL	1
6 COVER	BRASS	NICKEL	1
5 CONTACT PIN	BRASS	GOLD	1
4 SHELL	BRASS	NICKEL	1
3 INSULATOR	PTFE	NATURAL	1
2 BODY	BRASS	NICKEL	1
1 HOUSING	BRASS	NICKEL	1

UNLESS OTHERWISE SPECIFIED DIMENSIONS ARE IN MILLIMETERS. DIMENSIONS IN [ ] ARE IN INCHES AND FOR CUSTOMER REFERENCE ONLY.

UNLESS OTHERWISE SPECIFIED TOLERANCES FOR MILLIMETERS ARE:  
0.5 - 8mm  $\pm$  0.20mm  
8 - 30mm  $\pm$  0.40mm  
30 - 120mm  $\pm$  0.50mm

UNLESS OTHERWISE SPECIFIED TOLERANCES FOR INCHES ARE:  
.020 - .315 =  $\pm$  0.007"  
.315 - 1.180 =  $\pm$  0.015"  
1.180 - 4.724 =  $\pm$  0.020"

DO NOT SCALE DRAWING

APPROVALS	DATE
DRAWN M.ZHANG	12/10/12
CHECKED	
ISSUED	
SHEET 1 OF 1	
CAD FILE	C:/CONNEX/222164.DWG

PART DESCRIPTION			
<b>Amphenol Connex</b>			
F R/A CRIMP PLUG (FOR RG-6/U CABLE - 75 ohm)			
PART NO.		222164	
DWG. NO.	222164.DWG	REV.	C
SIZE	A	SCALE	NA