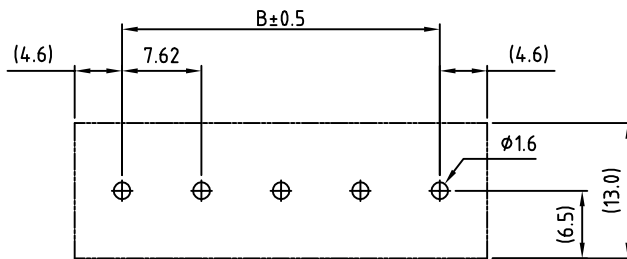
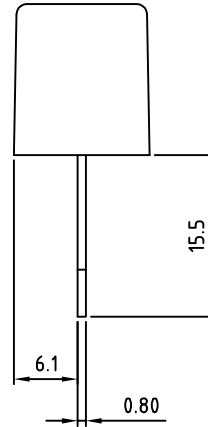
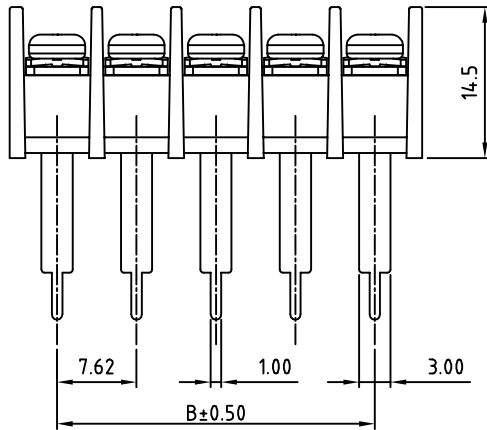
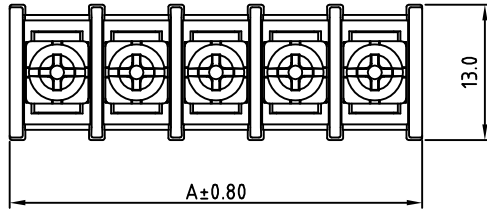


| | | | |
|------|------|-------------|----------|
| SIGN | DATE | DESCRIPTION | APPROVER |
| | | | |

THIS IS CAD DRAWING, DO NOT REVISE MANUALLY!!!



P.C.B LAYOUT

SPECIFICATIONS:
RATED VOLTAGE & CURRENT: 250 V, 15 A
WITHSTANDING VOLTAGE: AC 2000 V/Min
INSULATION RESISTANCE: 1000 MΩ OR MORE AT DC 500 V
OPERATING TEMPERATURE RANGE: -40 °C ~ +105 °C
SCREW TORQUE VALUE: 5.3 Lb-in.
WIRE RANGE: 22 - 16 AWG
1) MOLDED PARTS: POLYIMIDE 66, UL 94 V-0 BLACK
2) TERMINAL: BRASS, 0.8t, Tin PLATED
3) TERMINAL SCREWS: STEEL, Ni PLATED, M3
APPROVAL: (PENDING)
RoHS Compliant

PART NUMBER:

OSTYK316XX030

NO. OF POLES

- 02: 2 POLES
- 03: 3 POLES
- 04: 4 POLES
- ...
- 30: 30 POLES

THESE DRAWINGS AND SPECIFICATIONS ARE THE PROPERTY OF ON-SHORE TECHNOLOGY, INC. AND SHALL NOT BE REPRODUCED, COPIED OR USED IN ANY MANNER WITHOUT THE PRIOR WRITTEN CONSENT OF ON-SHORE TECHNOLOGY, INC.

| | | | | | | | | | | | | | | | |
|------|--------|--------|--------|--------|--------|--------|--------|--------|--------|--------|--------|--------|--------|--------|--------|
| POLE | 1 | 2 | 3 | 4 | 5 | 6 | 7 | 8 | 9 | 10 | 11 | 12 | 13 | 14 | 15 |
| A | | 16.74 | 24.36 | 31.98 | 39.60 | 47.22 | 54.84 | 62.46 | 70.08 | 77.70 | 85.32 | 92.94 | 100.56 | 108.18 | 115.80 |
| B | | 7.62 | 15.24 | 22.86 | 30.48 | 38.10 | 45.72 | 53.34 | 60.96 | 68.58 | 76.20 | 83.82 | 91.44 | 99.06 | 106.68 |
| POLE | 16 | 17 | 18 | 19 | 20 | 21 | 22 | 23 | 24 | 25 | 26 | 27 | 28 | 29 | 30 |
| A | 123.42 | 131.04 | 138.66 | 146.28 | 153.90 | 161.52 | 169.14 | 176.76 | 184.38 | 192.00 | 199.62 | 207.24 | 214.86 | 222.48 | 230.10 |
| B | 114.30 | 121.92 | 129.54 | 137.16 | 144.78 | 152.40 | 160.02 | 167.64 | 175.26 | 182.88 | 190.50 | 198.12 | 205.74 | 213.36 | 220.98 |



| | | | | | |
|----------|-----------------------------|--------------------|--------------------|-----------------------------------------|-----------------------------------------------|
| TITLE | OSTYK-316 W/O Flange Series | | | | |
| PART NO. | OSTYK316XX030 | DWG NO. | OSTYK316XX030.DWG | | |
| APPROVED | CHECKED | DESIGNED | DRAWN | CUST NO. | Tolerance |
| | | Tony 2006.03.15 | Tony 2006.03.15 | | X. ±0.50 X.X ±0.30 X.XX ±0.10 X° ±1° |
| | | | | UNIT: mm SCALE: NONE SHEET: 01/01 | REV.: B |