THIS COPY IS PROVIDED ON A RESTRICTED BASIS AND IS NOT TO BE USED IN ANY WAY DETRIMENTAL TO THE INTERESTS OF PANDUIT CORP.

PANDUIT PART NUMBER	LENGTH	WEIGHT	WEIGHT/LENGTH
E4X4**2 (SEE NOTE 1)	78.74 IN ±.18 IN (2000.0mm ±4.6mm)	3.94 LB (1787g)	0.60 LB/FT (8.9g/cm)
E4X4**6 (SEE NOTE 1)	72.00 IN ±.18 IN (1828.8mm ±4.6mm)	3.60 LB (1633g)	0.60 LB/FT (8.9g/cm)

NOTES:

1. SEE CURRENT CATALOG FOR ADDITIONAL PART SUFFIXES TO INDICATE COLOR AND/OR PACKAGE QUANTITY.
2. DIMENSIONS IN PARENTHESES ARE IN METRIC.

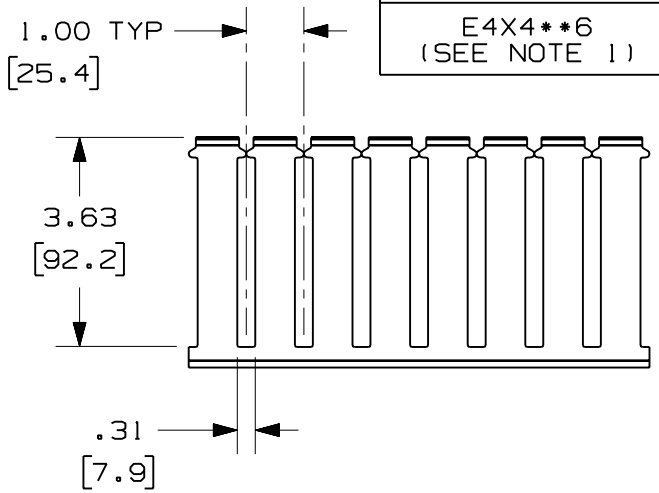

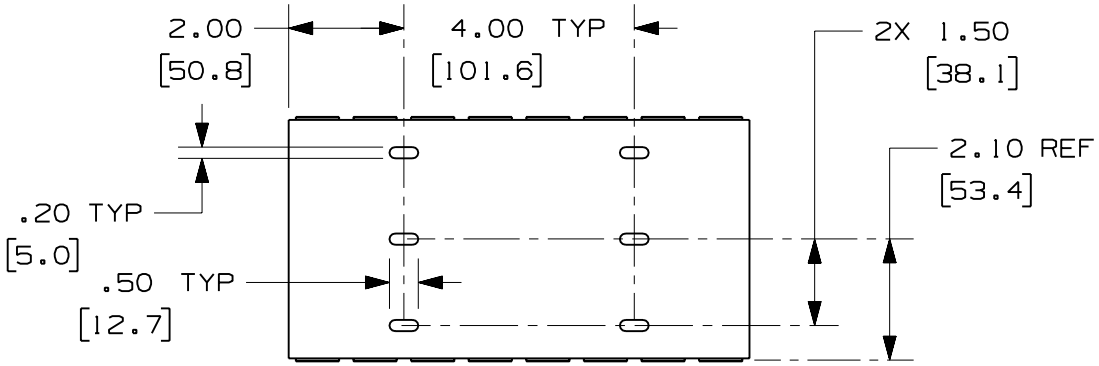

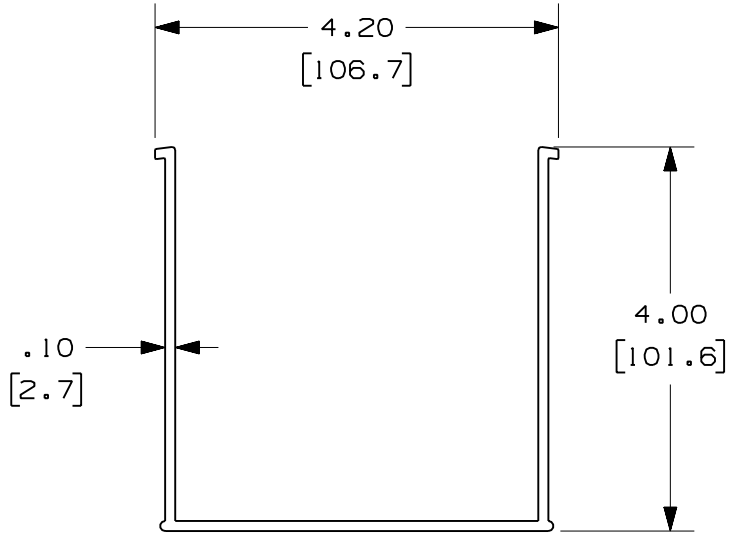

ENG. REF.: D35245CR_DC_E4X4_00.prt

CAD FILENAME/LAYERS: E4X4.pdf

PANDUIT CORP TINLEY PARK, ILLINOIS

FIBER-DUCT 4x4 SLOTTED WALL CHANNEL (E4X4**2, E4X4**6)

CUSTOMER DRAWING

UNLESS OTHERWISE SPECIFIED, DIMENSIONAL TOLERANCES ARE: (.X) ± (.XX) ±.03 (0.8) (.XXX) ± ANGLES ±

UNLESS OTHERWISE SPECIFIED, ALL DIMENSIONS ARE GIVEN IN INCHES, THIRD ANGLE PROJECTION.

DRAWN BY: MSO

MAT'L: PVC

SCALE: NONE

DATE: 1-5-07

CHK'D: RN

DRAWING NO. 35245-44

DWG SIZE: A

REV	DATE	BY	CHK	DESCRIPTION	ECN - R	CUST	SUP	GMBH
R	1-5-07	MSO	RN	RELEASED TO PRODUCTION	35245-44	RN	RN	