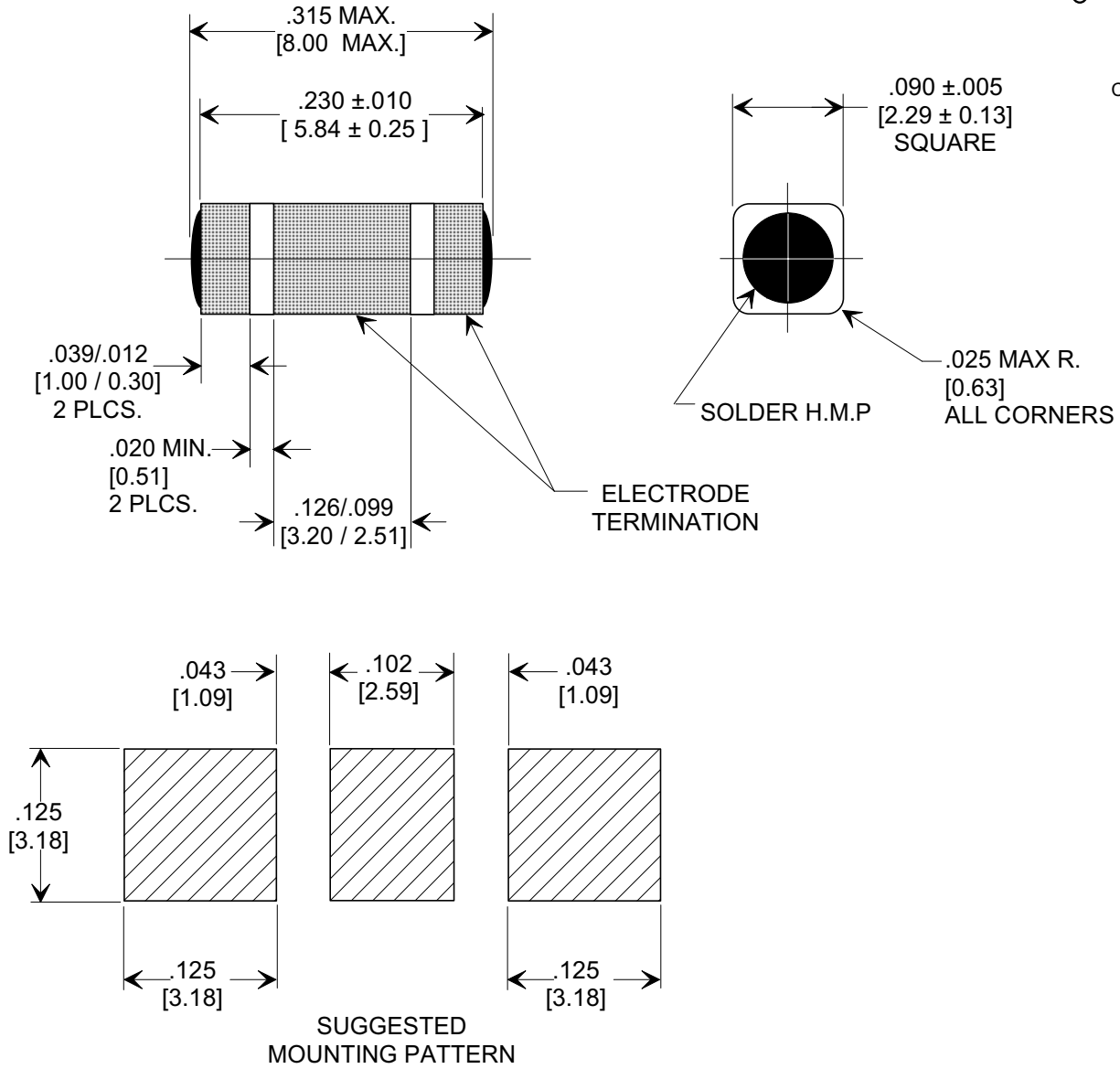
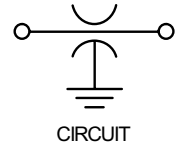
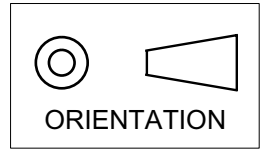


MARKETING SALES DRAWING

DIMENSIONS IN INCHES - DO NOT SCALE THIS DRAWING
 DIMENSIONS IN METRIC []

Electrical Testing
 per Tusonix standard
 test plans and Mil-Std-202
 Test Methods.



- NOTES:
 1. INDUCTANCE TO BE 0.1 μH MINIMUM.
 2. PACKAGE: BULK OR BLISTER TAPE TO IEC-60286-3 TYPE II AND EIA-481-A.

CAP.	TOLERANCE	WVDC		TEST VOLTAGE	IR MIN. @ 100 (VDC)	I _{DC}	ELECTRODE TERMINATION	TYPICAL NO LOAD INSERTION LOSS dB AT 25°C PER MIL-STD-220		
		85°C	125°C					10 MHZ	100 MHZ	1 GHZ
100 pF	+80% / -20%	100	100	300 VDC	10 G Ω	20 A	SOLDER	----	1	19

REVISION RECORD Original Release C.O. WAS SK8060-STYLE. S.M. 04-22-02 20020418-4-06 RELOCATED MOUNTING PATTERN L.E. 07-09-02 20020709-2-01 ADDED INSERTION LOSS COLUMN. S.M. 04-07-03 20030407-1-01 REVISED DRAWING. S.M. 06-23-03 20030619-2-12	--TOLERANCES-- Unless Otherwise Specified DECIMAL ± .005 [0.13]		Title SURFACE MOUNT SQUARE STYLE "C" FILTER 20 AMPS	
	ANGLES ±		Drawn L.E. 03-01-02 Scale 7 X	
	TUSONIX TUCSON, ARIZONA		Approved B.M. 03-01-02	
	A		4702-000	

X-2015 Rev-0