

REVISIONS				
ZONE	LTR	DESCRIPTION	DATE	APPROVED
A		NEW RELEASE PER E.O. H23612	09/06	DEC
B		REVISED PER ECN #23783	11/06	DEC
C		REVISED PER ECN #302213	08/11	LLF

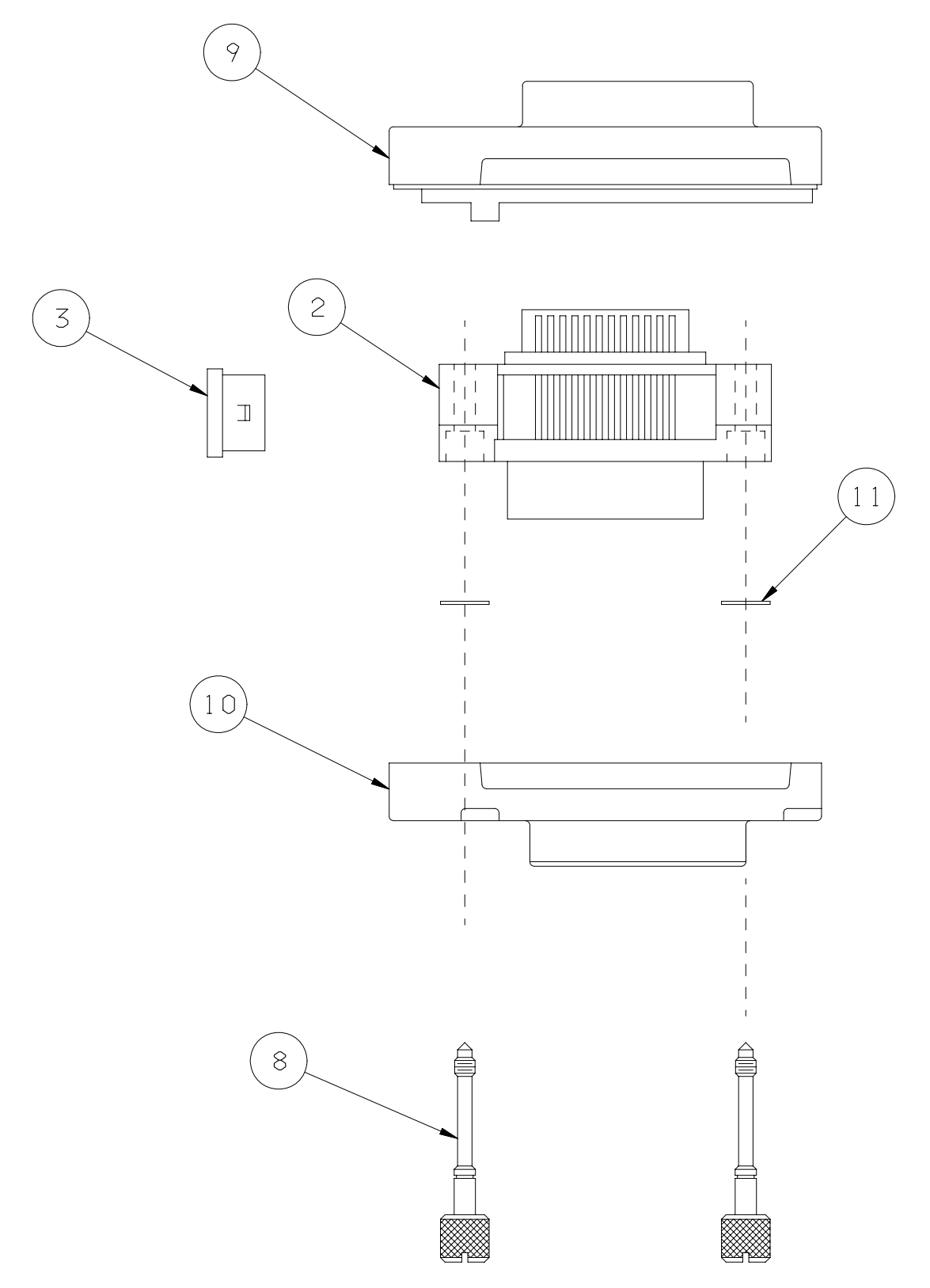
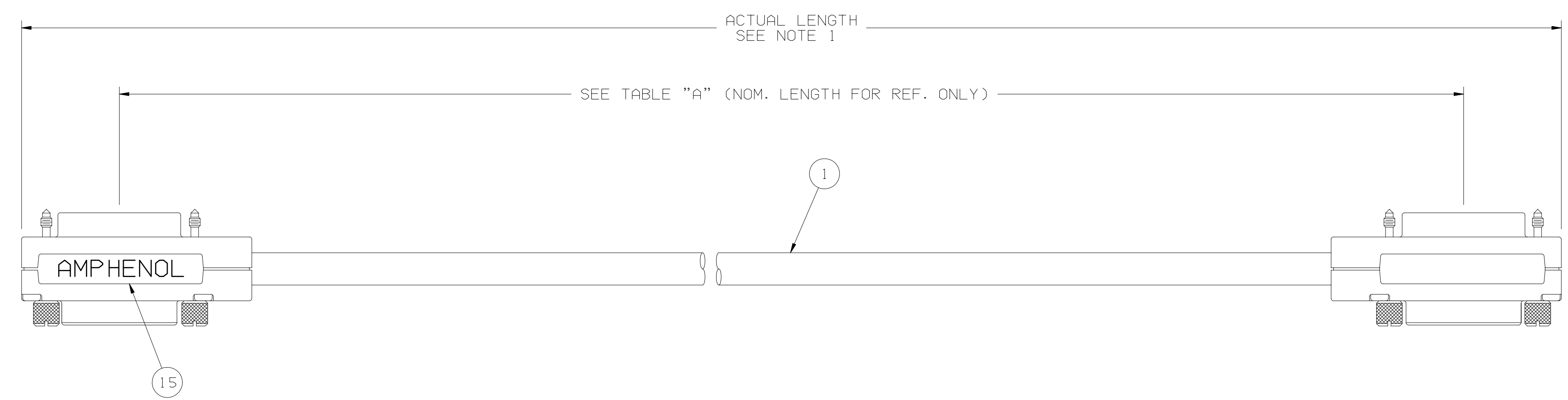


TABLE A

AMPHENOL P/N	AMPH.ACD P/N	NOM. LENGTH	ACTUAL LENGTH
56019XX01	GP-IE156327SS-000.3	.3 METER	.4 METER +.10/-.05
56019XX02	GP-IE156327SS-000.5	.5 METER	.6 METER +.10/-.05
56019XX03	GP-IE156327SS-001	1 METER	1.1 METER +.15/-.05
56019XX04	GP-IE156327SS-002	2 METER	2.1 METER +.15/-.05
56019XX05	GP-IE156327SS-003	3 METER	3.1 METER +.15/-.05
56019XX06	GP-IE156327SS-004	4 METER	4.1 METER +.15/-.05
56019XX07	GP-IE156327SS-005	5 METER	5.1 METER +.15/-.05
56019XX08	GP-IE156327SS-006	6 METER	6.1 METER +.15/-.05
56019XX09	GP-IE156327SS-008	8 METER	8.1 METER +.15/-.05


WIRE RUN LIST

PIN ASSIGNMENTS (TYP. ALL CONNECTORS)			
PIN NUMBER	WIRE COLOR	PIN NUMBER	WIRE COLOR
1	WHT/BLK/BRN	13	WHT/BLK/GRN
2	WHT/BLK/RED	14	WHT/BLK/BLU
3	WHT/BLK/ORN	15	WHT/GRAY
4	WHT/BLK/YEL	16	WHITE
5	BLACK	17	VIOLET
6	BROWN	18	WHT/BRN
7	RED	19	WHT/RED
8	ORANGE	20	WHT/ORN
9	YELLOW	21	WHT/YEL
10	GREEN	22	WHT/GRN
11	BLUE	23	WHT/BLU
12	OUTER DRAIN	24	WHT/BLK
		24	WHT/VIO
		24	INNER DRAIN

9. SIMILAR TO AMPHENOL DRAWING C156327.
8. APPLY ANTI-STATIC BUBBLE WRAP OVER EACH END ON EACH ASSEMBLY.
7. ALL MATERIALS USED IN THE MANUFACTURE OF THIS ASSEMBLY SHALL COMPLY WITH AMPHENOL REGULATED MATERIALS SPECIFICATION CS-1152.
6. EACH ASSEMBLY IS TO BE PACKAGED IN PINK ANTI-STATIC PLASTIC BAG MATERIAL.
5. DELETED.
4. MAXIMUM ALLOWABLE ROTATION OF STRAIN RELIEF IN ASSEMBLY SHALL BE 15 DEGREES.
3. CRIMP IN CRIMP RING IS TO MATE WITH ANTI-ROTATION PROTRUSION OF HOUSING HALVES.
2. ASSEMBLY TESTING:
  - A) EACH CABLE SHALL BE TESTED TO ENSURE THAT THERE ARE NO DISCONTINUITIES AND NO SHORTS EXIST.
  - B) NO SHORT SHALL EXIST BETWEEN ADJACENT PINS. (I.E. 1 & 2, 2 & 3 ...)
  - C) A "SHORT IS DEFINED AS A RESISTANCE OF LESS THAN 20 MEGAOHMS.
  - D) A DISCONTINUITY IS DEFINED AS A RESISTANCE OF 2 OHMS OR GREATER.
1. THIS DIMENSION TABULATED UNDER 'ACTUAL LENGTH' IN TABLE A.

NOTES: UNLESS OTHERWISE SPECIFIED

The Information Contained In This Drawing Is the Sole Property Of Amphenol Interconnect Products Corporation. Any Reproduction or Disclosure, To Third Parties, In Part, Or In Whole, Without the Express Written Permission of Amphenol Interconnect Products Corporation Is Prohibited



UNLESS OTHERWISE SPECIFIED DIMENSIONS ARE IN INCHES TOLERANCE ON

FRAC-TION	DECIMAL	ANGLE
± .X	± .XX	± .XXX

SIGNATURES		DATE
DRAWN	D. CASHIMERE	09/06
CHECKED		
APPROVED		
APPROVED		

**Amphenol Interconnect Products** 20 VALLEY ST. ENDCOTT, N.Y. 11760

CABLE ASSEMBLY, ROUND-24 POSITION IEEE PLUG/RCPT, DIECAST ENCLOSURE, DELUXE

SIZE **D** 56019XXXX REV **C**

SCALE: NONE SHEET 1 OF 1