



Series 223A

4.7x3.5mm Compact Tactile Switch

- Surface mount gull-wing and J bend terminal configurations
- Compatible with IR reflow and manual soldering
- Variety of operating force & actuator height options



Ordering Information

Series	Terminal T ₁ V ₁ F	Actuating Direction	Actuator Height "L"	Actuator Force	Packaging																								
223A	M	V	A	A	R																								
	<table border="1"> <thead> <tr> <th>Code</th> <th>Spec.</th> </tr> </thead> <tbody> <tr> <td>M</td> <td>Surface mount gull wing</td> </tr> <tr> <td>J</td> <td>Surface mount J bend</td> </tr> </tbody> </table>	Code	Spec.	M	Surface mount gull wing	J	Surface mount J bend	<table border="1"> <thead> <tr> <th>Code</th> <th>Spec.</th> </tr> </thead> <tbody> <tr> <td>V</td> <td>Vertical</td> </tr> </tbody> </table>	Code	Spec.	V	Vertical	<table border="1"> <thead> <tr> <th>Code</th> <th>Spec.</th> </tr> </thead> <tbody> <tr> <td>A</td> <td>2.5mm</td> </tr> </tbody> </table>	Code	Spec.	A	2.5mm	<table border="1"> <thead> <tr> <th>Code</th> <th>Spec.</th> </tr> </thead> <tbody> <tr> <td>A</td> <td>160 gf, black</td> </tr> <tr> <td>B</td> <td>260 gf, blue</td> </tr> </tbody> </table>	Code	Spec.	A	160 gf, black	B	260 gf, blue	<table border="1"> <thead> <tr> <th>Code</th> <th>Spec.</th> </tr> </thead> <tbody> <tr> <td>R</td> <td>Tape & reel packaging</td> </tr> </tbody> </table>	Code	Spec.	R	Tape & reel packaging
Code	Spec.																												
M	Surface mount gull wing																												
J	Surface mount J bend																												
Code	Spec.																												
V	Vertical																												
Code	Spec.																												
A	2.5mm																												
Code	Spec.																												
A	160 gf, black																												
B	260 gf, blue																												
Code	Spec.																												
R	Tape & reel packaging																												

Notes: Contact CTS for other common features not listed.

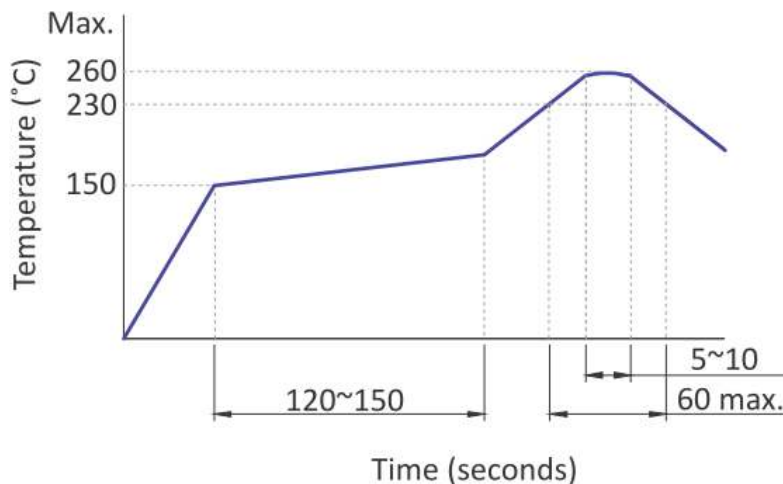
Electrical Specifications

Parameter	Conditions & Remarks	Min	Max	Unit
Contact Resistance			500	milliohms
Insulation Resistance	Between insulated terminals	100		Megohms
Dielectric Strength	1 minute between adjacent switches		250	VAC
Nonswitching Rating			50 or 12	mA or VDC

Mechanical and Environmental

Soldering	Maximum reflow temperature, 260°C for 5 seconds Maximum manual temperature, 350°C for 3 seconds
RoHS	Lead-Free. Fully compliant to RoHS Directive 2011/65/EU
Operating Force	160±50 gf 260±50 gf
Actuation Life	160 gf: 300,000 cycles 260 gf: 100,000 cycles
Actuator Strength	3 Kgf maximum
Travel	0.3 ^{+0.1} _{-0.2} mm
Packaging	Standard tape and reel packaging
Operating Temperature Range	-40°C to +85°C
Storage Temperature Range	-40°C to +85°C

Soldering Profile



Mechanical Specifications

Figure 1 – 223AM..., Surface Mount Gull Wing

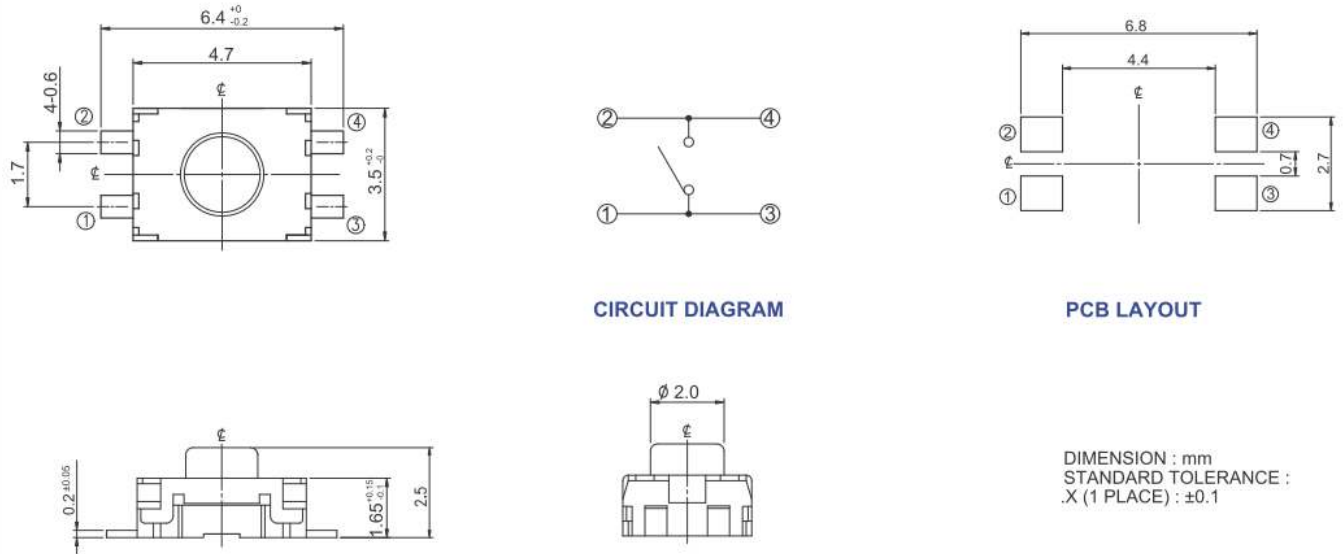
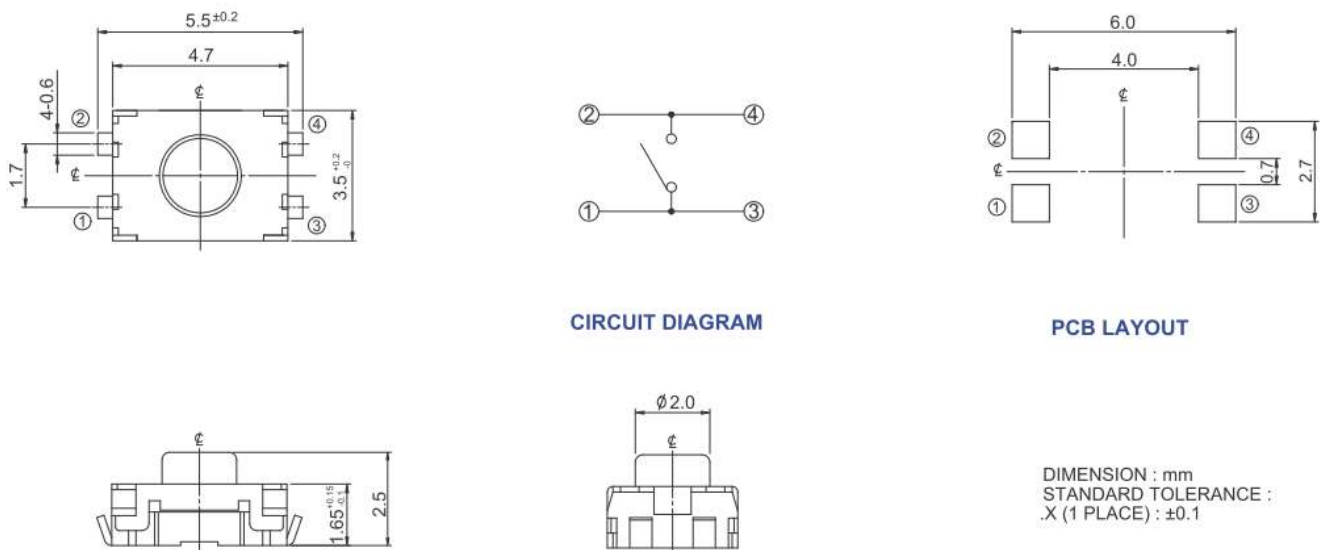


Figure 2 – 223A..., Surface Mount J Bend Terminal

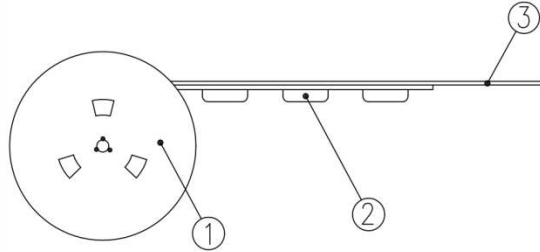


Packing: Tape and Reel

Surface Mount Gull Wing/J Bend Terminal

The packing specifications :

Structure and materials :



③	COVER TAPE	POLYESTER
②	CARRIER TAPE	POLYSTYRENE
①	REEL	POLYSTYRENE
NO.	PARTS NAME	MATERIALS

1. Packing quantity : 2,500 pcs/reel
2. More than 10 empty pockets should remain at each end of the carrier tape for each reel.
3. Shortage less than 10 pcs a reel is acceptable but no more than 3 consecutive empty pockets are allowed.
4. Stripping strength of cover tape is between 10 gf to 70 gf and stripping angle should be within 165°~180°.
5. The product in the pocket of carrier tape should be placed in a specified correct position.
6. Tape and reel per EIA-481-C
7. Dimensions :

