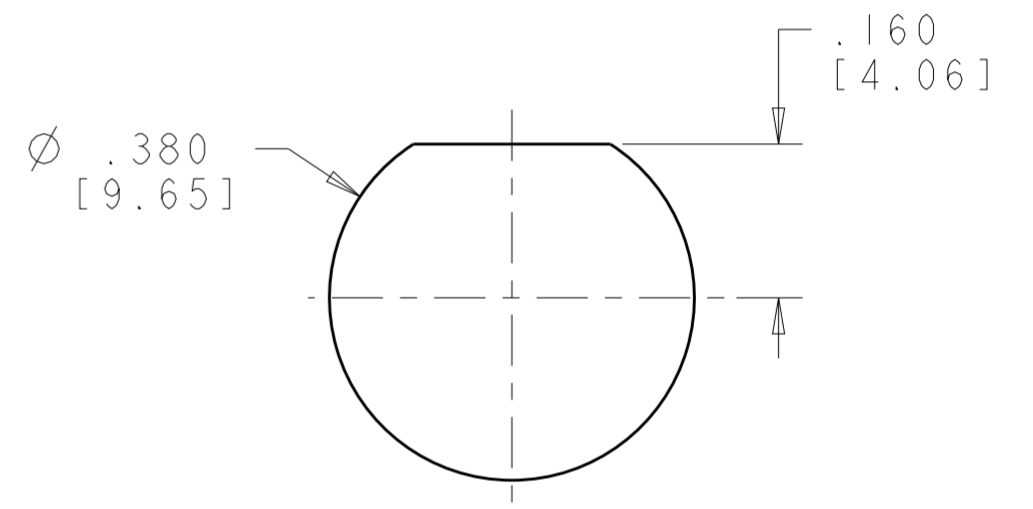
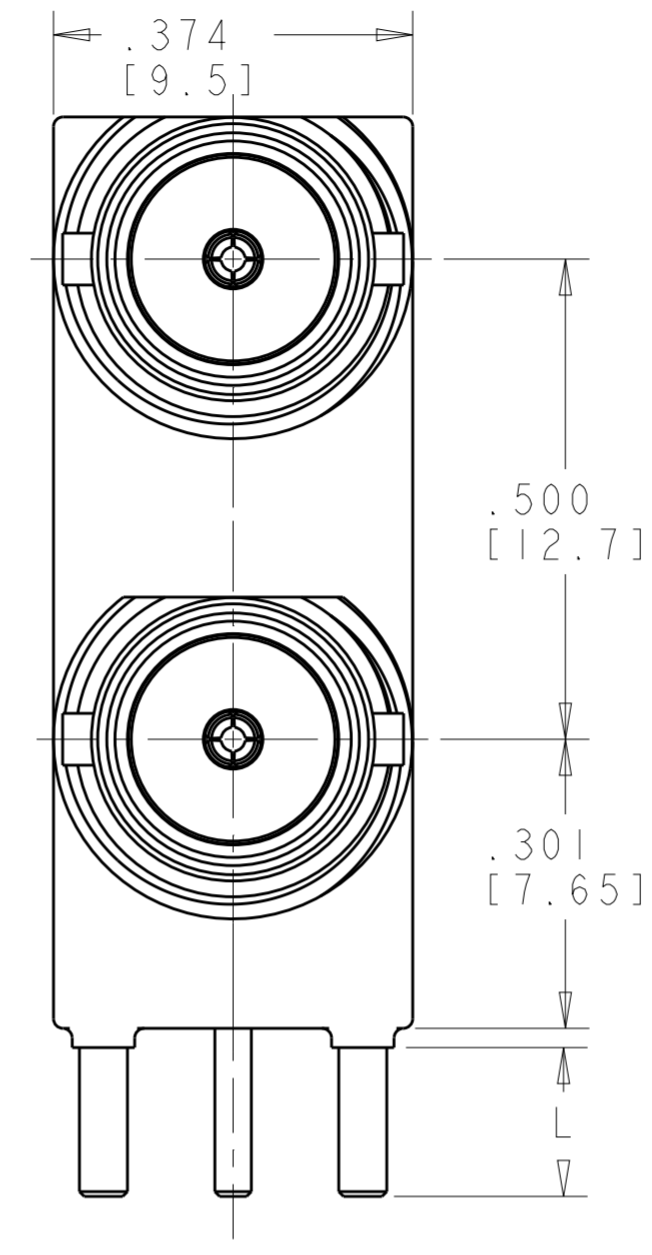
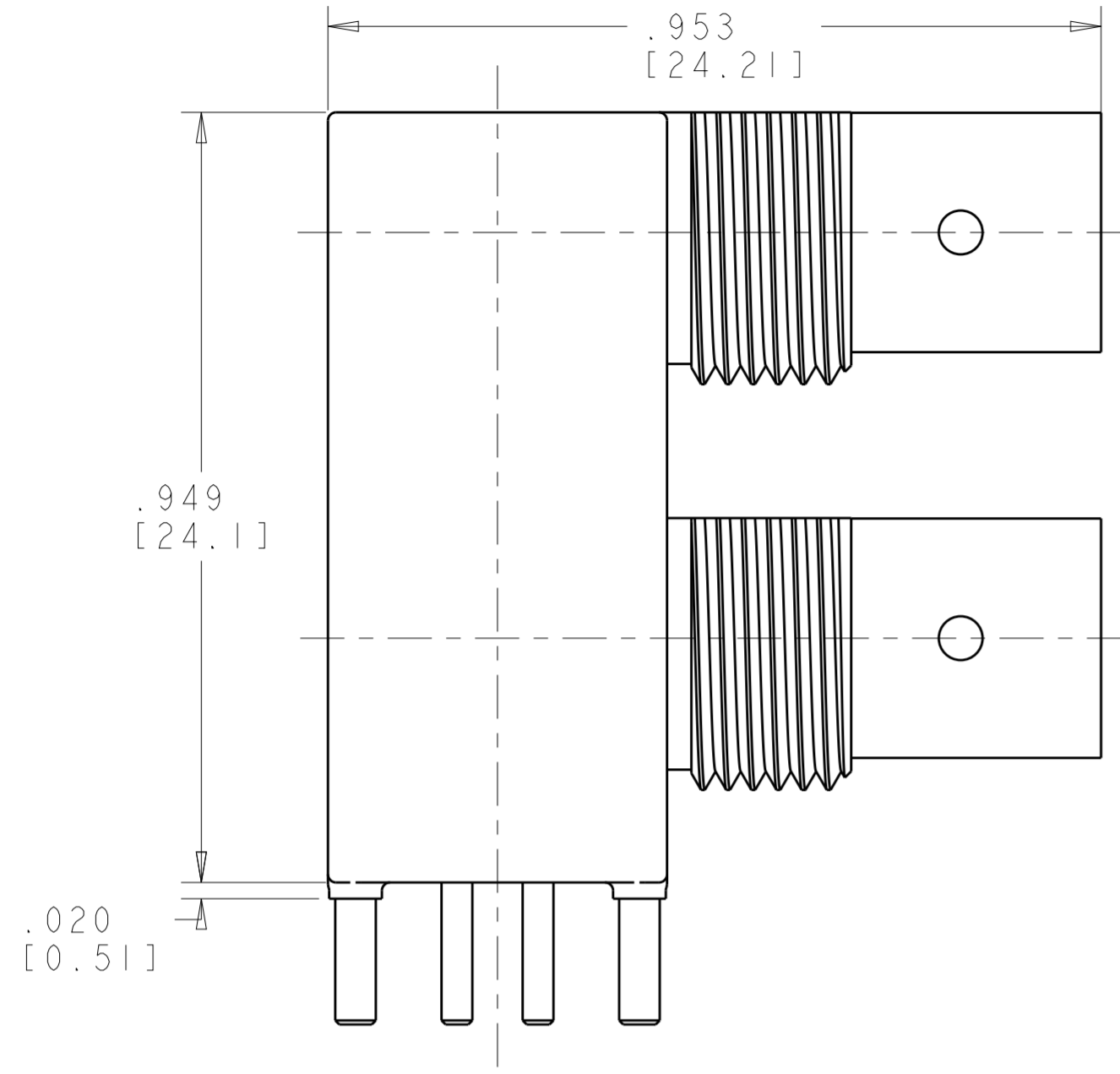
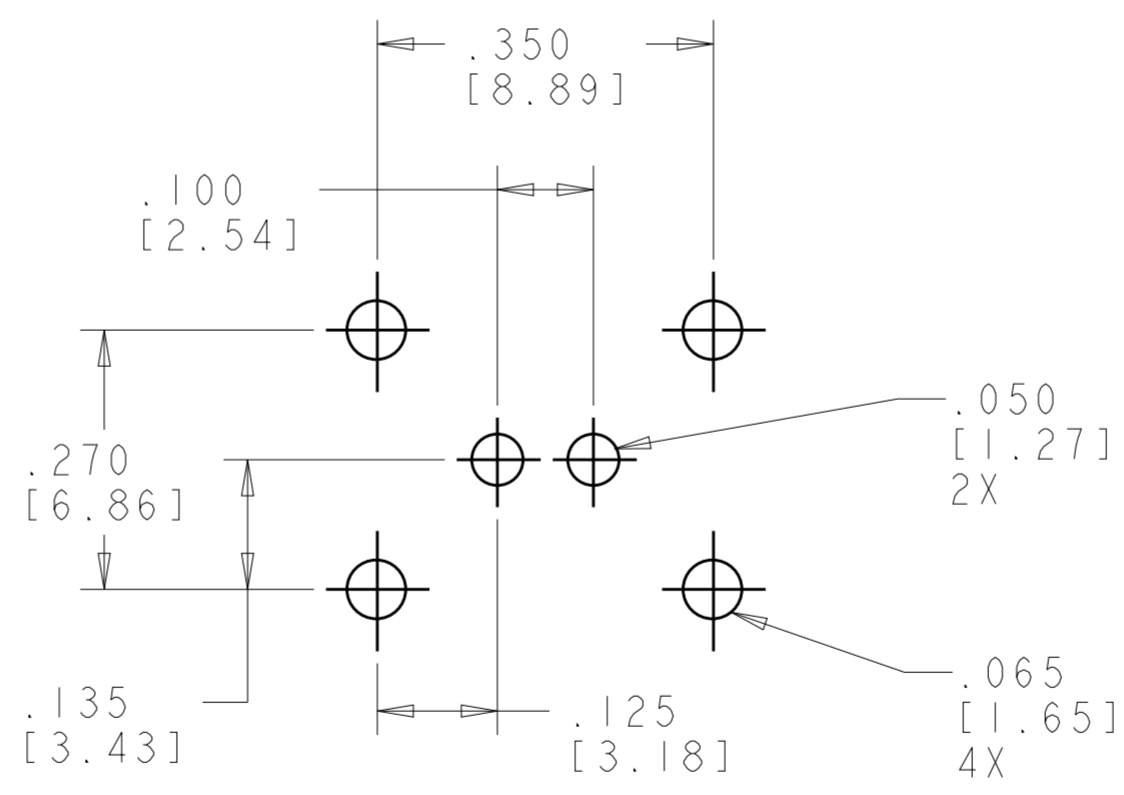
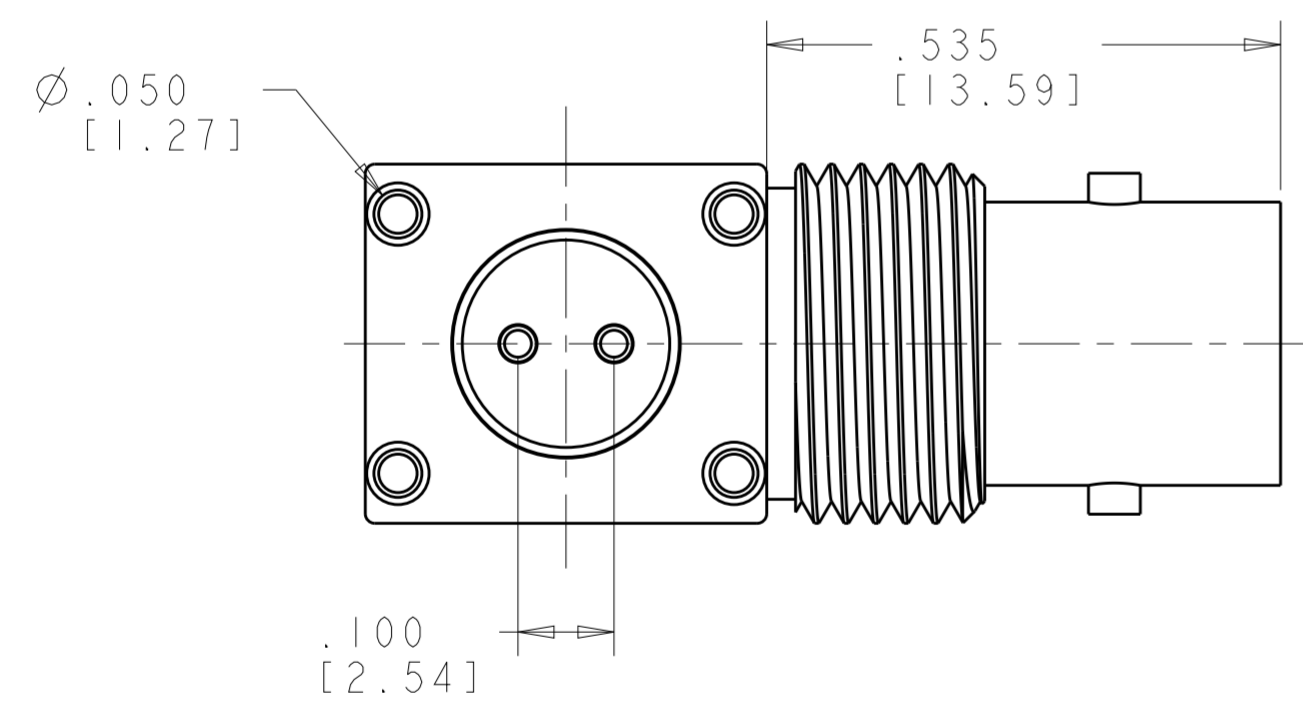


THIS DRAWING IS UNPUBLISHED. RELEASED FOR PUBLICATION 20  
 © COPYRIGHT 20 BY TYCO ELECTRONICS CORPORATION. ALL RIGHTS RESERVED.

LOC	DIST	REVISIONS					
		P	LTR	DESCRIPTION	DATE	DWN	APVD
AJ	16		A	REV PER ECO 07-026422	08NOV2007	DW	KW
			AI	ECR-18-008669	06JUN2018	RZ	RS



RECOMMENDED PANEL CUTOUT TYP  
 TOLERANCE: ±.003 [0.08]



RECOMMENDED PCB LAYOUT  
 (TOLERANCE: ±.003 [0.08])

⚠ P/N INCLUDES 1 CONNECTOR (SEE TABLE AND SHOWN ABOVE), 2 JAM NUTS P/N 1274610-2 AND 2 LOCKWASHERS P/N 1-329492-1 (NOT SHOWN) PACKAGED SEPERATELY

THIS DRAWING IS A CONTROLLED DOCUMENT FOR TYCO ELECTRONICS CORPORATION  
 IT IS SUBJECT TO CHANGE AND THE CONTROLLING ENGINEERING ORGANIZATION  
 SHOULD BE CONTACTED FOR THE LATEST REVISION.

DIMENSIONS: INCHES [mm]	TOLERANCES UNLESS OTHERWISE SPECIFIED:
	0 PLC ±
	1 PLC ±
	2 PLC ±
	3 PLC ±.005 [0.13]
	4 PLC ±
	ANGLES ±2
MATERIAL	FINISH

.093	1274684-2	△ 1274663-3
.155	1274684-1	△ 1274663-2
L	CONNECTOR	PART NUMBER
DWN K WEIDNER 12APR2005	Tyco Electronics Harrisburg, PA 17105-3608	
CHK K WEIDNER 12APR2005	NAME JACK, 2 POSITION, R/A, PCB, MINI BNC KIT	
APVD K WEIDNER 12APR2005	SIZE A200779	CAGE CODE C-1274663
PRODUCT SPEC 108-2159	DRAWING NO G-1274663	RESTRICTED TO
APPLICATION SPEC	SCALE 5:1	SHEET 1 OF 1
WEIGHT	CUSTOMER DRAWING	REV AI