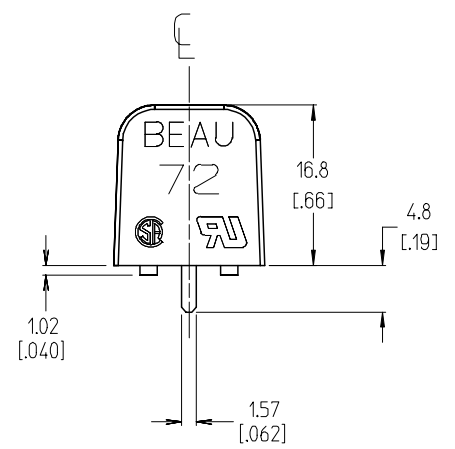
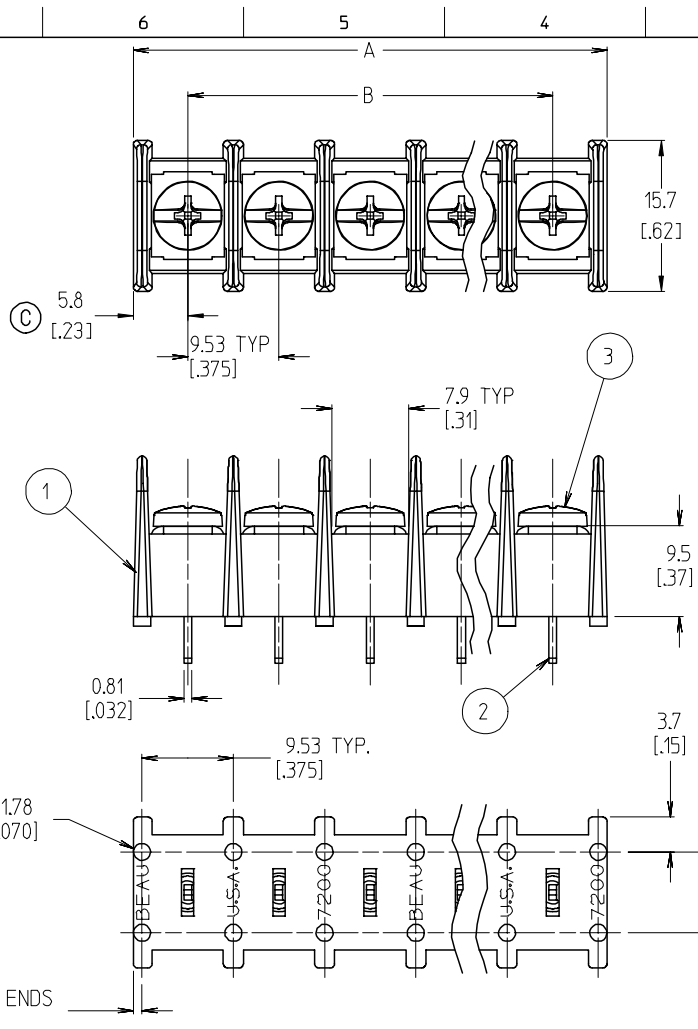


5 CIRCUIT SHOWN
AUX. VIEW
SCALE 1:1



- NOTES:
1. MATERIAL: SEE TABLE
 2. FINISHES: SEE TABLE
 3. INCH DIMS ARE SHOWN IN BRACKETS [XXX].
 4. "XX" REFERS TO QUANTITY OF CIRCUITS.
 5. ASSEMBLY IS ROHS COMPLIANT.

ITEM	QTY.	DESCRIPTION	MATERIAL	FINISH
6	XX	SCREW, #6-32X.250, PANHD, PH-SL W/SO WASHER	BRASS	NICKEL PLATED
5	XX	SCREW, #6-32X.250, PANHD, PH-SL W/SO WASHER	STEEL	ZN. CLEAR CHROMATE
4	XX	SCREW, #6-32X.250, BHD, PH-SL	BRASS	NICKEL PLATED
3	XX	SCREW, #6-32X.250, BHD, PH-SL	STEEL	ZN. CLEAR CHROMATE
2	XX	TERMINAL, PC	BRASS	TIN PLATED
1	1	INSULATOR, SINGLE ROW, UL94 V-0 (C)	PBT	BLACK

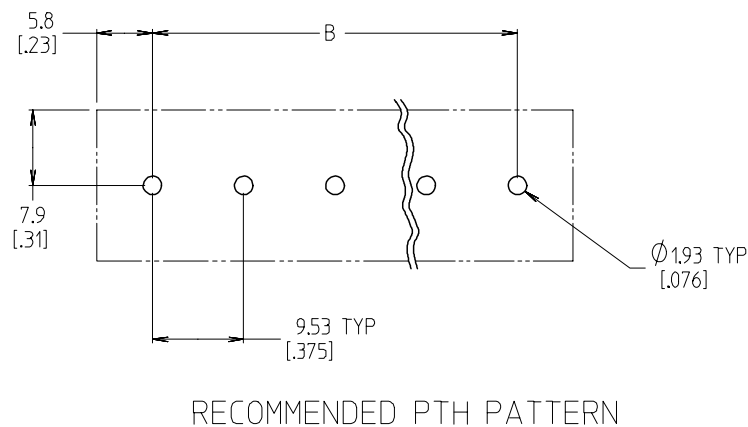
ADD UL FLAME RATING	QUALITY SYMBOLS
EC NO: ETC2007-0432	▽=0
DRWN: CLYORK 2007/05/30	▽=0
CHKD: JMAGNEIL 2007/06/10	
APPR: JMAGNEIL 2007/06/11	
DESCRIPTION	
REV	

GENERAL TOLERANCES (UNLESS SPECIFIED)	
mm	INCH
4 PLACES ± ---	± ---
3 PLACES ± ---	± .005
2 PLACES ± 0.13	± .01
1 PLACE ± 0.3	± ---
ANGULAR ± 2 °	
DRAFT WHERE APPLICABLE MUST REMAIN WITHIN DIMENSIONS	

DIMENSION STYLE	
MM/IN	
DRAWN BY	DATE
C. YORK	2004/01/21
CHECKED BY	DATE
R. KEMP	2004/01/26
APPROVED BY	DATE
P. WALTZ	2004/01/26
MATERIAL NO.	
SEE SHT. 2	

SCALE	DESIGN UNITS	THIRD ANGLE PROJECTION
2:1	INCH	
TITLE		
9.53MM SR BTS, PC TERM. ASSY, WITH PADS, NO MTG ENDS		
MOLEX INCORPORATED		
DOCUMENT NO.	SHEET NO.	
SD-38720-003	1 OF 2	
THIS DRAWING CONTAINS INFORMATION THAT IS PROPRIETARY TO MOLEX INCORPORATED AND SHOULD NOT BE USED WITHOUT WRITTEN PERMISSION		

MATERIAL NO. (STD)	MATERIAL NO. (-49)	MATERIAL NO. (-50)	MATERIAL NO. (-49-50)	# OF CIRC. "XX"	"A"	"B"
387206602	387207202	387207802	387291193	2	21.2 (.83)	9.5 (.38)
387206603	387207203	387207803	387291333	3	30.7 (1.21)	19.1 (.75)
387206604	387207204	387207804	387291195	4	40.2 (1.58)	28.6 (1.13)
387206605	387207205	387207805		5	49.7 (1.96)	38.1 (1.50)
387206606	387207206	387207806	387291199	6	59.3 (2.33)	47.6 (1.88)
387206607	387207207	387207807		7	68.8 (2.71)	57.2 (2.25)
387206608	387207208	387207808	387291202	8	78.3 (3.08)	66.7 (2.63)
387206609	387207209	387207809		9	87.8 (3.46)	76.2 (3.00)
387206610	387207210	387207810		10	97.4 (3.83)	85.7 (3.38)
387206611	387207211	387207811	387291204	11	106.9 (4.21)	95.3 (3.75)
387206612	387207212	387207812		12	116.4 (4.58)	104.8 (4.13)
387206613	387207213	387207813		13	125.9 (4.96)	114.3 (4.50)
387206614	387207214	387207814		14	135.5 (5.33)	123.8 (4.88)
387206615	387207215	387207815		15	145.0 (5.71)	133.4 (5.25)
387206616	387207216	387207816	387291208	16	154.5 (6.08)	142.9 (5.63)
387206617	387207217	387207817		17	164.0 (6.46)	152.4 (6.00)
387206618	387207218	387207818		18	173.6 (6.83)	161.9 (6.38)
387206619	387207219	387207819		19	183.1 (7.21)	171.5 (6.75)
387206620	387207220	387207820		20	192.6 (7.58)	181.0 (7.13)
387206621	387207221	387207821		21	202.1 (7.96)	190.5 (7.50)
387206622	387207222	387207822	387291210	22	211.7 (8.33)	200.0 (7.88)
387206623	387207223	387207823		23	221.2 (8.71)	209.6 (8.25)
387206624	387207224	387207824		24	230.7 (9.08)	219.1 (8.63)
387206625	387207225	387207825		25	240.2 (9.46)	228.6 (9.00)
387206626	387207226	387207826		26	249.8 (9.83)	238.1 (9.38)



SEE SHEET ONE EC NO: ETC2007-0432 DRWN: CLYORK 2007/05/30 CHKD: JMAGNELL 2007/06/10 APPR: JMAGNELL 2007/06/11	QUALITY SYMBOLS ▽=0 ▽=0	GENERAL TOLERANCES (UNLESS SPECIFIED)		DIMENSION STYLE	SCALE	DESIGN UNITS	THIRD ANGLE PROJECTION	
				MM/IN	2:1	INCH		
		4 PLACES	± ---	± ---	DRAWN BY	DATE	TITLE	
		3 PLACES	± ---	± .005	C. YORK	2004/01/21	9.53MM SR BTS, PC TERM. ASSY, WITH PADS, NO MTG ENDS	
2 PLACES	± 0.13	± .01	CHECKED BY	DATE	MOLEX INCORPORATED			
1 PLACE	± 0.3	± ---	R. KEMP	2004/01/26	SD-38720-003			
ANGULAR ± 2 °			APPROVED BY	DATE	SHEET NO.			
			P. WALTZ	2004/01/26	2 OF 2			
DRAFT WHERE APPLICABLE MUST REMAIN WITHIN DIMENSIONS		MATERIAL NO.		DOCUMENT NO.				
		SEE CHART		SD-38720-003				
		SIZE	THIS DRAWING CONTAINS INFORMATION THAT IS PROPRIETARY TO MOLEX INCORPORATED AND SHOULD NOT BE USED WITHOUT WRITTEN PERMISSION					
		B						