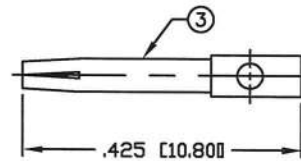
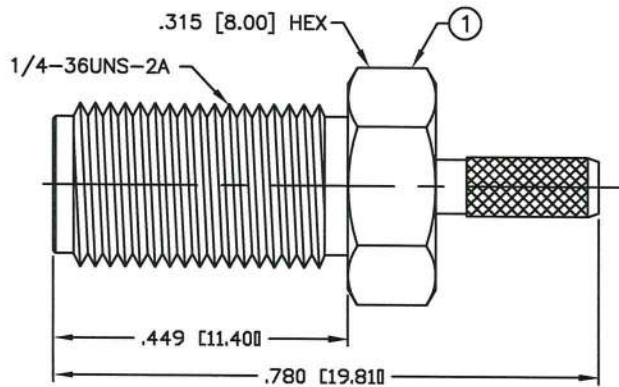
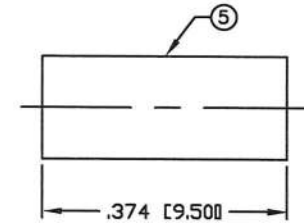


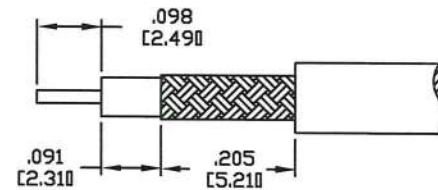
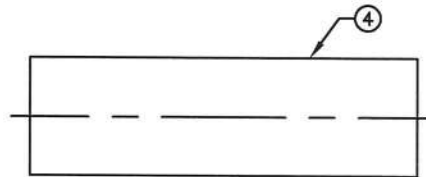
PART NO.		<b>RSA-3050-1B1</b>		
REV	DESCRIPTION	DWN	DATE	APPROVED
-	ENGINEERING RELEASE	CZ	10/21/21	JDMc



SOLDER ONLY



RECOMMENDED CRIMP: .130"



RECOMMENDED STRIPPING DIMENSIONS

### SPECIFICATIONS:

IMPEDANCE: 50 Ohms  
 FREQUENCY RANGE: 0-12.4 GHz  
 INSERTION LOSS(dB):  $0.06 \times \sqrt{f(\text{GHz})}$   
 WORKING VOLTAGE: 500 V rms Max. @ Sea Level  
 INSULATION RESISTANCE: 5k M Ohms min.  
 TEMPERATURE RANGE: -65°C TO 165°C  
 FOR RG-174, 188, 188A, 316/U, ALPHA 9174, 9316,  
 BELDEN 8216, 83269, 83284, 84316 & TIMES LMR-100A CABLE

#	DESCRIPTION	QTY	MATERIAL	FINISH
5	FERRULE	1	BRASS	GOLD
4	TUBING	1	HEAT SHRINK	BLACK
3	CONTACT	1	Be.Cu.	GOLD
2	INSULATOR	1	PTFE	NATURAL
1	BODY	1	BRASS	GOLD

CUSTOMER OUTLINE DRAWING	
ALL DIMENSIONS ARE REFERENCE ONLY	
UNLESS OTHERWISE SPECIFIED: DIMENSIONS ARE IN INCHES AND [MILLIMETERS]	
DRAWN C. ZUÑIGA	10/21/21
CHECKED <i>[Signature]</i>	10-27-21
ORL DRAWN C. ZUÑIGA	10/21/21

<b>RoHS COMPLIANT</b>
PROPRIETARY AND CONFIDENTIAL THIS DRAWING CONTAINS INFORMATION PROPRIETARY TO RF INDUSTRIES. ANY UNAUTHORIZED USE OF THIS DRAWING IS EXPRESSLY PROHIBITED WITHOUT WRITTEN PERMISSION FROM RF INDUSTRIES. ANY VIOLATION IS PUNISHABLE UNDER U.S. COPYRIGHT LAWS.

<b>RFconnectors</b>		RFINDUSTRIES.COM 7610 MIRAMAR RD. SAN DIEGO, CA 92126 (858) 549-6340 (858) 549-6345 FAX	
<b>SMA JACK, CRIMP</b>			
DWG #		<b>RSA-3050-1B1</b>	
CABLE GROUP	CONTROL #	SCALE	FORMAT
B1	001808	NTS	A
SHEET	REVISION		
1 OF 1	-		