


## PST 1,3/ 7-5,0

Order No.: 1933231

The figure shows a 10-position version of the product

<http://eshop.phoenixcontact.de/phoenix/treeViewClick.do?UID=1933231>Header, Nominal current: 12 A, Nom. voltage: 250 V, Pitch: 5 mm,  
Number of positions: 7, Color: black, Assembly: Soldering

### Commercial data

EAN	4017918918729
Pack	50 pcs.
Customs tariff	85366990
Weight/Piece	0.001301 KG
Catalog page information	Page 480 (CC-2009)

### Product notes

WEEE/RoHS-compliant since:  
01/01/2003

<http://www.download.phoenixcontact.com>  
Please note that the data given here has been taken from the online catalog. For comprehensive information and data, please refer to the user documentation. The General Terms and Conditions of Use apply to Internet downloads.

### Technical data

#### Dimensions / positions

Length	2.8 mm
Pitch	5 mm
Dimension a	30 mm
Number of positions	7
Pin dimensions	1,3 mm

Hole diameter	1.5 mm
<b>Technical data</b>	
Insulating material group	IIIa
Rated surge voltage (III/3)	4 kV
Rated surge voltage (III/2)	4 kV
Rated surge voltage (II/2)	4 kV
Rated voltage (III/2)	320 V
Rated voltage (II/2)	400 V
Connection in acc. with standard	EN-VDE
Nominal current $I_N$	12 A (depends on the plug used)
Nominal voltage $U_N$	250 V
Maximum load current	12 A (depends on the plug used)
Insulating material	PA
Inflammability class acc. to UL 94	V0

### Certificates / Approvals



Certification

CCA, CUL, GOST, SEV, UL

#### CUL

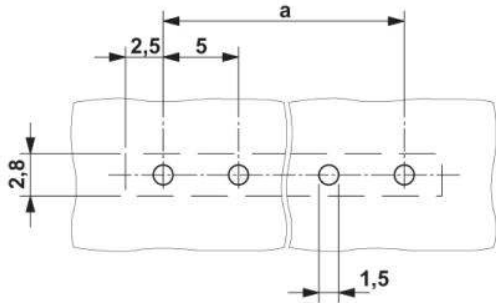
Nominal voltage $U_N$	300 V
Nominal current $I_N$	10 A

#### UL

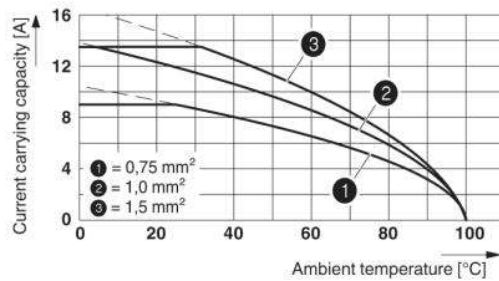
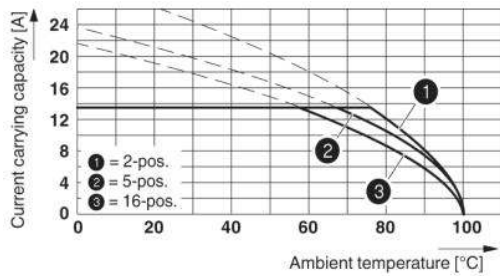
Nominal voltage $U_N$	300 V
Nominal current $I_N$	10 A

**Diagrams/Drawings**

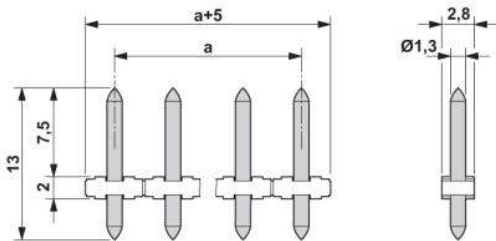
Drilling plan/solder pad geometry



Diagram



Dimensioned drawing



**Address**

PHOENIX CONTACT Inc., USA  
586 Fulling Mill Road  
Middletown, PA 17057, USA  
Phone (800) 888-7388  
Fax (717) 944-1625  
<http://www.phoenixcon.com>



© 2010 Phoenix Contact  
Technical modifications reserved;