

Contact insert - HC-D 25-I-CT-M-Z - 1411478

Please be informed that the data shown in this PDF Document is generated from our Online Catalog. Please find the complete data in the user's documentation. Our General Terms of Use for Downloads are valid (<http://phoenixcontact.com/download>)



HEAVYCON pin insert, D25 series, 25-pos., crimp connection, with special printing (row C pos. 1 is printed with the letter Z)

Product Description

HEAVYCON male insert, D25 series, 25-pos., crimp connection



Key Commercial Data

Packing unit	1 pc
Weight per Piece (excluding packing)	38.0 g
Custom tariff number	85366990
Country of origin	China

Technical data

General

Note	For HEAVYCON housing type D25, CK1,6-ED crimp contacts (crimp contacts not supplied as standard)
Connection method	Crimp connection
Degree of pollution	3
Overvoltage category	III
Constructional and testing regulations	DIN VDE 0627/86
	DIN VDE 0110/02.79
	DIN VDE 0110-1/04.97
	IEC 60664-1, DIN IEC 60512
	IEC 60352
Number of positions	25+PE
Insertion/withdrawal cycles	≥ 500
Size	D25
Connection in acc. with standard	IEC / EN

Contact insert - HC-D 25-I-CT-M-Z - 1411478

Technical data

General

Conductor cross section	0.14 mm ² ... 2.5 mm ²
Connection cross section AWG	26 ... 14
Stripping length of the individual wire	8 mm
	6 mm (2.5 mm ²)
Assembly instructions	- Use of HC-CST (1676857) coding pins and HC-CBU (1676860) coding sockets has been prescribed.
Connection	Connectors may be plugged in only when there is no load/voltage.

Ambient conditions

Ambient temperature (operation)	-40 °C ... 125 °C (including heating up of contacts)
---------------------------------	--

Material data

Flammability rating according to UL 94	V0
Contact material	Copper alloy
Contact surface material	Ag (alternatively Au)
Contact carrier material	PA

Electrical characteristics

Rated voltage (III/3)	250 V
Rated surge voltage	4 kV
Rated current	10 A

Standards and Regulations

Connection in acc. with standard	IEC / EN
Constructional and testing regulations	DIN VDE 0627/86
	DIN VDE 0110/02.79
	DIN VDE 0110-1/04.97
	IEC 60664-1, DIN IEC 60512
	IEC 60352
Flammability rating according to UL 94	V0

Classifications

eCl@ss

eCl@ss 5.1	27143424
eCl@ss 6.0	27261205
eCl@ss 8.0	27440205
eCl@ss 9.0	27440205

Contact insert - HC-D 25-I-CT-M-Z - 1411478

Classifications

ETIM

ETIM 4.0	EC002498
ETIM 5.0	EC000438

Approvals

Approvals

Approvals

UL Recognized / EAC / CSA / GL

Ex Approvals

Approvals submitted

Approval details

UL Recognized	
mm ² /AWG/kcmil	14
Nominal current I _N	10 A
Nominal voltage U _N	600 V

EAC

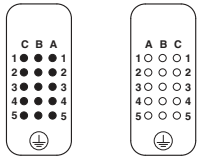
CSA	
mm ² /AWG/kcmil	14
Nominal current I _N	8 A
Nominal voltage U _N	600 V

GL

Contact insert - HC-D 25-I-CT-M-Z - 1411478

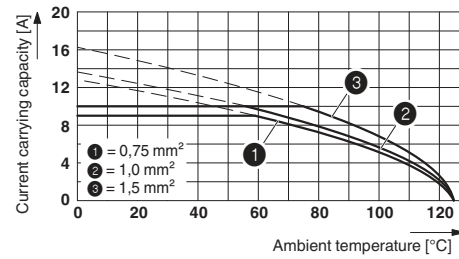
Drawings

Schematic diagram



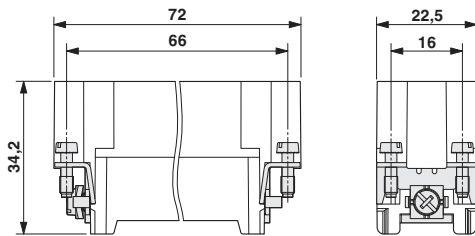
Connector pin assignment connection side: Left pin; right socket

Diagram



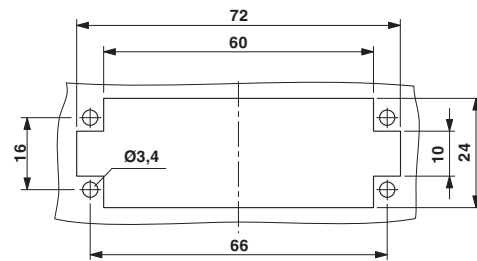
Derating diagram: HC-D...C series

Dimensional drawing



Male insert

Dimensional drawing



Mounting cutout when used without housing