

1376387-1 ✓ ACTIVE



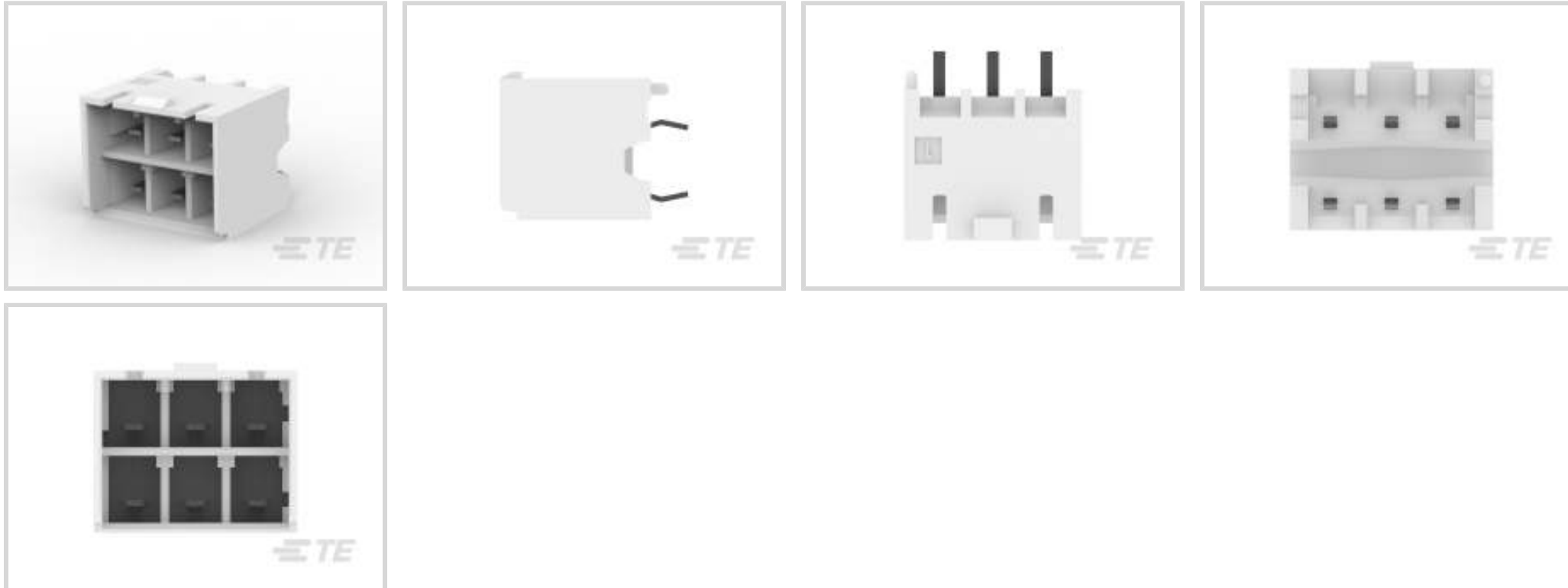
Power Key 5.0

TE Internal #: 1376387-1

Rectangular Power Connectors, Header, Receptacle, Wire-to-Board, 6 Position, 5 mm [.197 in] Centerline, Printed Circuit Board, UL 94V-0, Power Key 5.0

[View on TE.com >](#)

Connectors > Power Connectors > Rectangular Power > Rectangular Power Connectors > Glow Wire Power Key Header



Rectangular Power Connector Type: **Header**

Connector & Housing Type: **Receptacle**

Connector System: **Wire-to-Board**

Number of Positions: **6**

Centerline (Pitch): **5 mm [.197 in]**

[All Glow Wire Power Key Header \(10\)](#)

Features

Product Type Features

Header Type	Fully Shrouded
Rectangular Power Connector Type	Header
Connector & Housing Type	Receptacle
Connector System	Wire-to-Board
Sealable	No
Connector & Contact Terminates To	Printed Circuit Board

Configuration Features

Number of Positions	6
PCB Mount Orientation	Vertical
Number of Power Positions	6
Number of Signal Positions	0
Number of Rows	2



Electrical Characteristics

Operating Voltage	300 VAC
-------------------	---------

Contact Features

Mating Post Length	6.3 mm[.248 in]
PCB Contact Termination Area Plating Material Thickness	1 μ m[39.37 μ in]
Contact Layout	Inline
Contact Mating Area Plating Material	Tin
Contact Base Material	Copper Alloy
Contact Current Rating (Max)	10 A
Contact Retention Within Housing	Without
Contact Type	Tab
PCB Contact Termination Area Plating Material	Tin
Contact Mating Area Plating Material Thickness	1 μ m[39.37 μ in]

Termination Features

Termination Post & Tail Length	3.5 mm[.138 in]
Termination Method to Printed Circuit Board	Through Hole - Press-Fit

Mechanical Attachment

Mating Retention	With
Mating Alignment	Without
PCB Mount Alignment	Without
PCB Mount Retention	With
PCB Mount Retention Type	Mounting Post/Kinked Legs
Mating Retention Type	Latch
Connector Mounting Type	Board Mount

Housing Features

Centerline (Pitch)	5 mm[.197 in]
Housing Color	Natural
Housing Material	Nylon 6/6 GF

Dimensions

Connector Height	14.1 mm[.55 in]
PCB Thickness (Recommended)	.06 mm[1.6 in]
Product Width	14.1 mm[.555 in]



Product Length	16.6 mm[.653 in]
----------------	------------------

Row-to-Row Spacing	6.2 mm[.244 in]
--------------------	-----------------

Usage Conditions

Operating Temperature Range	-30 – 105 °C[-22 – 221 °F]
-----------------------------	----------------------------

Operation/Application

Circuit Application	Power
---------------------	-------

Industry Standards

CSA Rating	LR 7189
------------	---------

UL Rating	Recognized
-----------	------------

Agency/Standard	CSA, UL
-----------------	---------

Approved Standards	UL E28476
--------------------	-----------

UL Flammability Rating	UL 94V-0
------------------------	----------

Glow Wire Rating	GWT 750°C (Without Flame)
------------------	---------------------------

Packaging Features

Packaging Quantity	100
--------------------	-----

Packaging Method	Bag
------------------	-----

Product Compliance

[For compliance documentation, visit the product page on TE.com>](#)

EU RoHS Directive 2011/65/EU	Compliant
------------------------------	-----------

EU ELV Directive 2000/53/EC	Compliant
-----------------------------	-----------

China RoHS 2 Directive MIIT Order No 32, 2016	No Restricted Materials Above Threshold
---	---

EU REACH Regulation (EC) No. 1907/2006	Current ECHA Candidate List: JUNE 2023 (235) Candidate List Declared Against: JUNE 2023 (235) Does not contain REACH SVHC
--	---

Halogen Content	Not Low Halogen - contains Br or Cl > 900 ppm.
-----------------	--

Solder Process Capability	Wave solder capable to 265°C
---------------------------	------------------------------

Product Compliance Disclaimer

This information is provided based on reasonable inquiry of our suppliers and represents our current actual knowledge based on the information they provided. This information is subject to change. The part numbers that TE has identified as EU RoHS compliant have a maximum concentration of 0.1% by weight in homogenous materials for lead, hexavalent chromium, mercury, PBB, PBDE, DBP, BBP, DEHP, DIBP, and 0.01% for cadmium, or qualify for an exemption to these limits as defined in the Annexes of Directive 2011/65/EU (RoHS2). Finished electrical and electronic equipment products

will be CE marked as required by Directive 2011/65/EU. Components may not be CE marked. Additionally, the part numbers that TE has identified as EU ELV compliant have a maximum concentration of 0.1% by weight in homogenous materials for lead, hexavalent chromium, and mercury, and 0.01% for cadmium, or qualify for an exemption to these limits as defined in the Annexes of Directive 2000/53/EC (ELV). Regarding the REACH Regulation, the information TE provides on SVHC in articles for this part number is based on the latest European Chemicals Agency (ECHA) 'Guidance on requirements for substances in articles' posted at this URL: <https://echa.europa.eu/guidance-documents/guidance-on-reach>

Compatible Parts



TE Part # 1376393-1
5MM POWER KEY 6P PLUG HSG NUT



TE Part # 1-1376384-5
5mm B-T-W Conn. 4P HDR ASSEMBLY (GWT)



TE Part # 1376383-5
5mm B-T-W Conn. 3P HDR ASSEMBLY (GWT)



TE Part # CAT-P8704-H342
STD Temp Power Key Header



TE Part # 1376386-2
5mm B-T-W Conn. 4P(2row) HDR A


Also in the Series | Power Key 5.0



Insertion & Extraction Tools(1)



PCB Latches, Locks & Retainers(4)



Power Contacts(4)



Rectangular Power Connectors(107)


Customers Also Bought




TE Part #5-1971773-7
PTL 1X5 PLUG HSG HIGH TEMP KEY A LGR



TE Part #178499-1
UP 3.96 6P TAB HDR NATL TYPE 1



TE Part #1376385-1
5mm B-T-W Conn. 6P HDR ASSEMBL




TE Part #1376384-1
5mm B-T-W Conn. 4P HDR ASSEMBL



TE Part #3-2176347-6
CRGCO 2010 8K2 1%



TE Part #1-1969688-5
PTL 1X5 PCB HEADER VERT HITEMP
KEY A LGR



TE Part #5804464001
CGPT-25.4/12.7-4-FSP



TE Part #178488-1
UP 3.96 5P TAB HDR NAT TYPE 1



TE Part #641936-6
09P MTA156 HDR ASSY F/L W/O#8

Documents

Product Drawings

[5mm B-T-W Conn. 6P\(2row\) HDR A](#)

English

CAD Files

Customer View Model

[ENG_CVM_CVM_1376387-1_F.2d_dxf.zip](#)

English

[3D PDF](#)

3D

Customer View Model

[ENG_CVM_CVM_1376387-1_F.3d_igs.zip](#)

English

Customer View Model

[ENG_CVM_CVM_1376387-1_F.3d_stp.zip](#)

English

By downloading the CAD file I accept and agree to the [Terms and Conditions](#) of use.

Datasheets & Catalog Pages

[SOFT_SHELL_PIN_SOCKET_CONNECTORS_STANDARD_DENSITY](#)

English

[1-1773881-9 Power Key Connector Quick Reference Guide](#)

English

Product Specifications

[5.0 POWER KEY CONNECTOR](#)

Japanese



Application Specification

Japanese

Product Environmental Compliance

TE Material Declaration

English

Agency Approvals

VDE Certificate

English