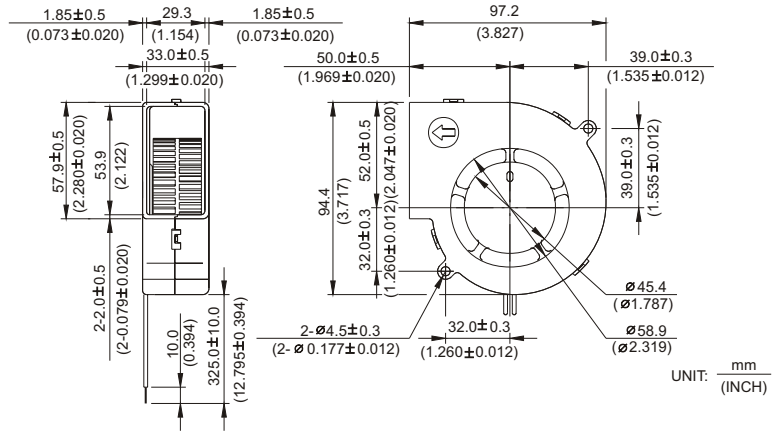


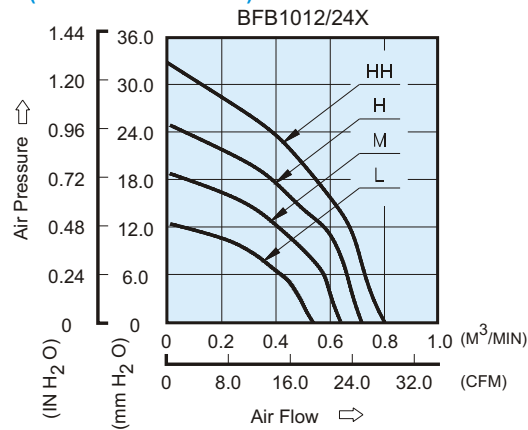
BFB 97 x 94 x 33 MM SERIES

DIMENSIONS DRAWING



- * Bearing Type
Ball Bearings
- * Material
Impeller & Frame : Plastic (UL 94V-0)
- * Lead Wires :
UL 1007 AWG #24 OR Equivalent
Red Wire Positive (+)
Black Wire Negative (-)
- * Weight : 160g (5.64 oz)

P & Q CURVE (AT RATED VOLTAGE)



MODEL		Rated Voltage	Operating Voltage Range	Rated Current	Rated Input Power	Speed	Maximum Air Flow		Maximum Air Pressure		Noise
PART NO.	FUNCTION	VDC	VDC	Amp	Watt	R.P.M.	m ³ /min	CFM	mmH ₂ O	IN H ₂ O	dB-A
BFB1012L	-R00 / -F00	12	4.0 to 13.8	0.32	3.84	2700	0.540	19.07	12.70	0.500	45.0
BFB1024L	-R00 / -F00	24	7.0 to 27.6	0.16	3.84						
BFB1012M	-R00 / -F00	12	4.0 to 13.8	0.57	6.84	3200	0.640	22.60	19.00	0.748	49.0
BFB1024M	-R00 / -F00	24	7.0 to 27.6	0.26	6.24						
BFB1012H	-R00 / -F00	12	4.0 to 13.8	0.80	9.60	3600	0.720	25.43	25.40	1.000	52.0
BFB1024H	-R00 / -F00	24	7.0 to 27.6	0.40	9.60						
BFB1012HH	-R00 / -F00	12	4.0 to 13.2	1.10	13.20	4000	0.800	28.25	33.00	1.299	55.0
BFB1024HH	-R00 / -F00	24	7.0 to 27.6	0.55	13.20						

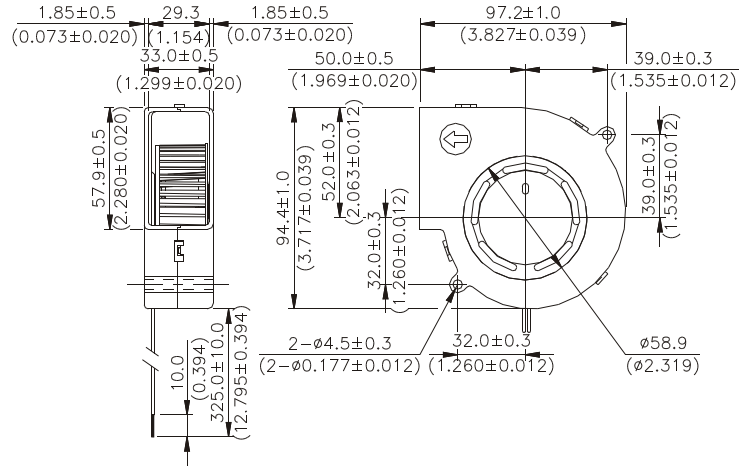
* Function type is optional.
 * The max. air flow and the speed are measured in free air ; max. air pressure is measured at zero air flow.
 * Noise is measured in anechoic chamber in free air, one meter from intake side.
 * All readings are typical values at rated voltage.
 * Specifications are subject to change without notice.

New



BFB 97 x 94 x 33 MM SERIES

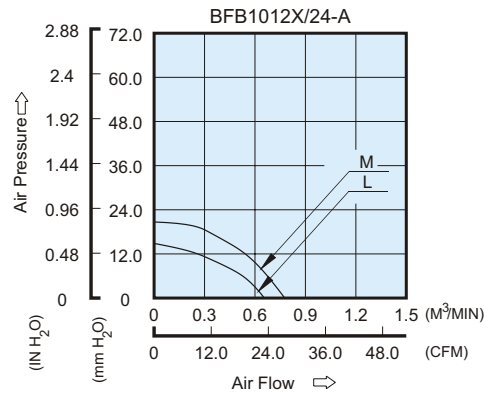
DIMENSIONS DRAWING



UNIT: $\frac{\text{mm}}{\text{(INCH)}}$

- * Bearing Type
Ball Bearings
- * Material
Impeller & Frame : Plastic (UL 94V-0)
- * Lead Wires :
UL 1007 AWG #24 OR Equivalent
Red Wire Positive (+)
Black Wire Negative (-)
- * Weight : 166g (5.85 oz)

P & Q CURVE (AT RATED VOLTAGE)



MODEL			Rated Voltage	Operating Voltage Range	Rated Current	Rated Input Power	Speed	Maximum Air Flow		Maximum Air Pressure		Noise
PART NO.	REV.	FUNCTION	VDC	VDC	Amp	Watt	R.P.M.	m ³ /min	CFM	mmH ₂ O	IN H ₂ O	dB-A
BFB1012L	-A	R00/F00	12	4.0 to 13.2	0.37	4.44	2700	0.656	23.17	14.85	0.585	49.5
BFB1012M	-A	R00/F00	12	4.0 to 13.2	0.55	6.60	3200	0.777	27.44	22.68	0.893	52.5

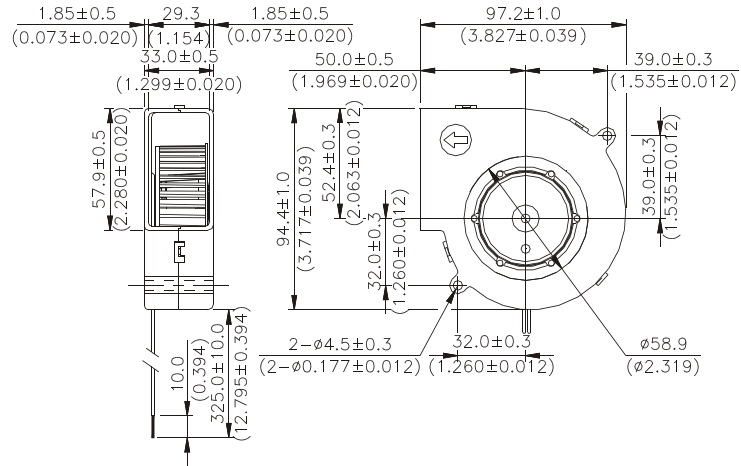
* Function type is optional.
 * The max. air flow and the speed are measured in free air ; max. air pressure is measured at zero air flow.
 * Noise is measured in anechoic chamber in free air, one meter from intake side.
 * All readings are typical values at rated voltage.
 * Specifications are subject to change without notice.

New



BFB 97 x 94 x 33 MM SERIES

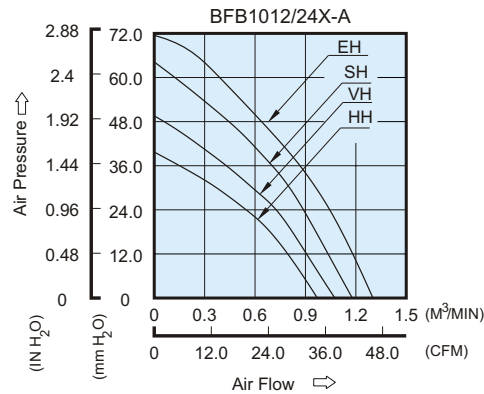
DIMENSIONS DRAWING



UNIT: $\frac{\text{mm}}{\text{(INCH)}}$

- * Bearing Type
Ball Bearings
- * Material
Impeller & Frame : Plastic (UL 94V-0)
- * Lead Wires :
UL 1007 AWG #24 OR Equivalent
Red Wire Positive (+)
Black Wire Negative (-)
- * Weight : 180g (6.35 oz)

P & Q CURVE (AT RATED VOLTAGE)



MODEL			Rated Voltage	Operating Voltage Range	Rated Current	Rated Input Power	Speed	Maximum Air Flow		Maximum Air Pressure		Noise
PART NO.	REV.	FUNCTION	VDC	VDC	Amp	Watt	R.P.M.	m ³ /min	CFM	mmH ₂ O	IN H ₂ O	dB-A
BFB1012HH	-A	R00/F00	12	7.0 to 13.2	1.25	15.00	4000	0.971	34.28	39.70	1.564	57.0
BFB1012VH	-A	R00/F00	12	7.0 to 13.2	1.50	18.00	4500	1.075	37.97	49.58	1.952	60.0
BFB1012SH	-A	R00/F00	12	7.0 to 12.6	2.00	24.00	5000	1.179	41.65	64.23	2.529	63.0
BFB1012EH	-A	R00/F00	12	7.0 to 12.6	2.45	29.40	5300	1.302	46.00	71.48	2.814	64.0

* Function type is optional.
 * The max. air flow and the speed are measured in free air ; max. air pressure is measured at zero air flow.
 * Noise is measured in anechoic chamber in free air, one meter from intake side.
 * All readings are typical values at rated voltage.
 * Specifications are subject to change without notice.