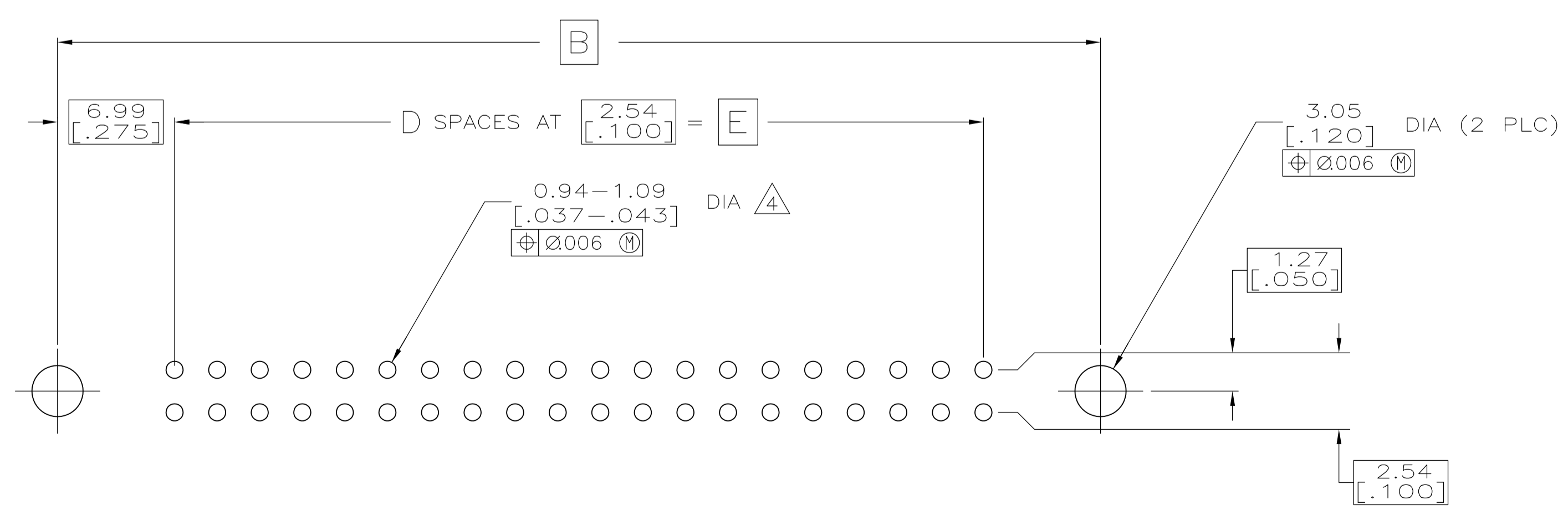
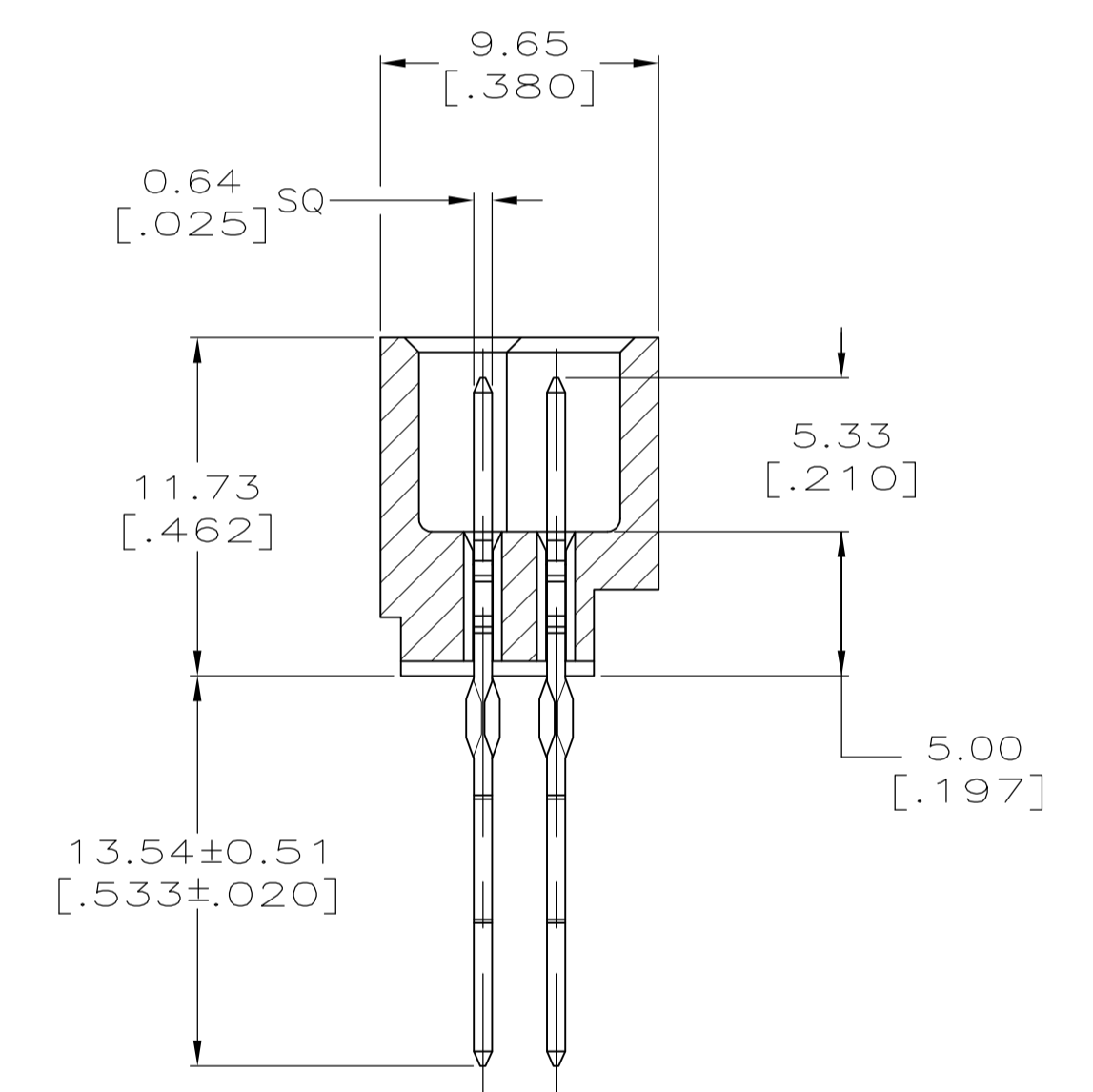
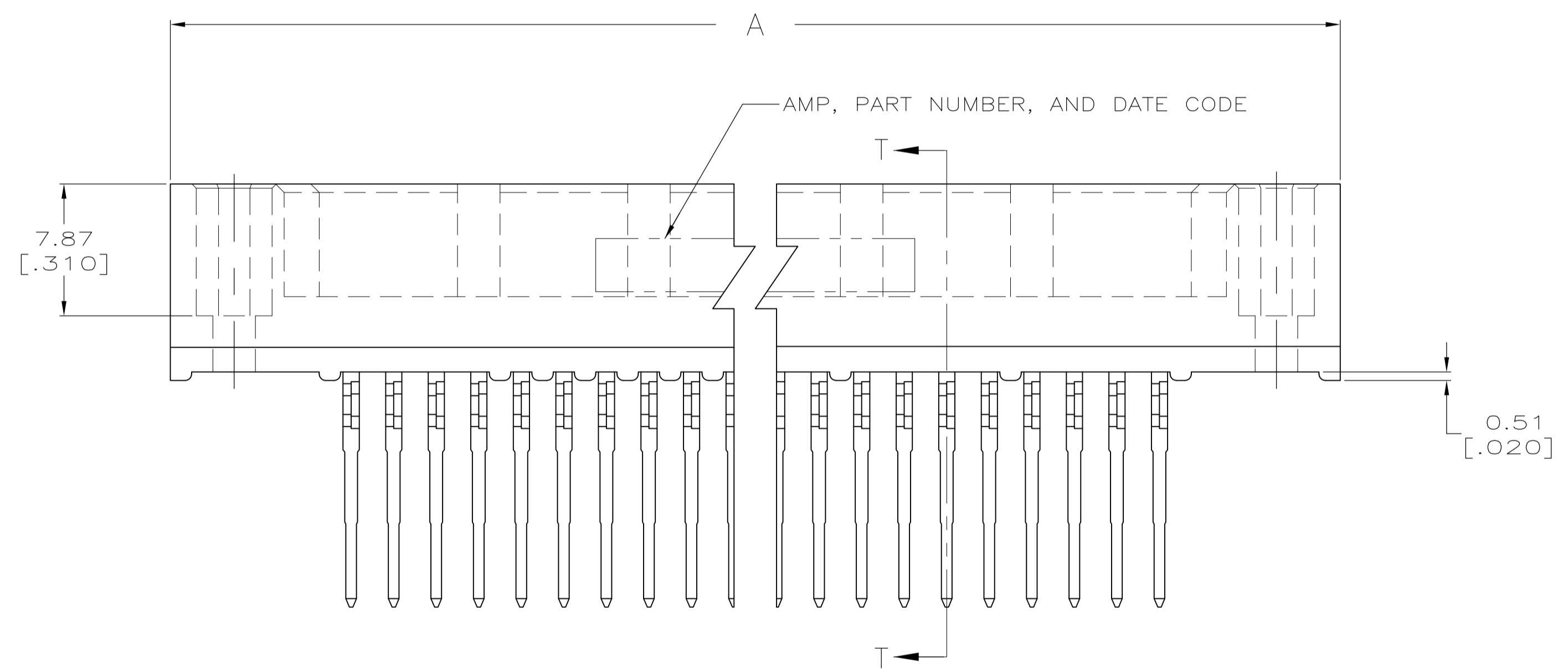
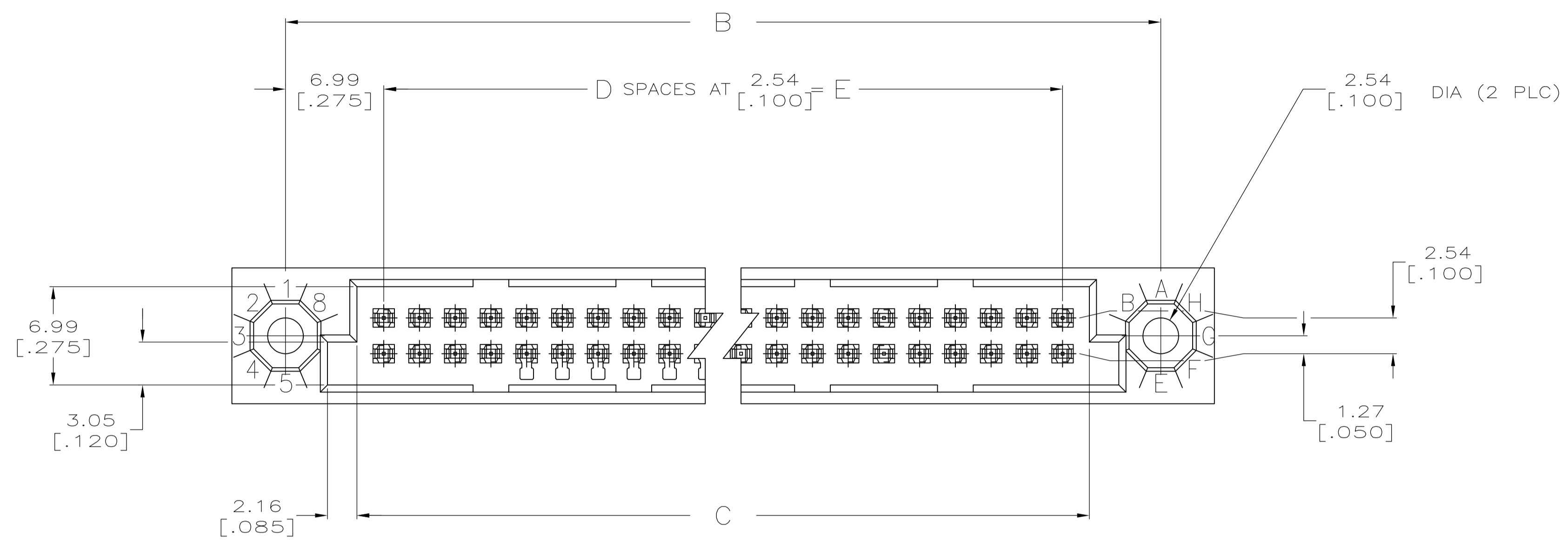


REVISIONS					
P	LTR	DESCRIPTION	DATE	DMN	APVD
R		REVISED PER ECO-15-015252	13NOV15	BJ	FY
R1		REVISED PER ECO-16-003656	10MAR16	B.J	S.Y



RECOMMENDED P.C. BOARD LAYOUT

THIS DRAWING IS A CONTROLLED DOCUMENT.		DIN R.K. SEIFRIED 04/08/90		TE Connectivity	
DIMENSIONS: mm [INCHES]		CHK F. KIBLER 8-18-92			
TOLERANCES UNLESS OTHERWISE SPECIFIED:		APVD		NAME	
0 PLC ± -		-		HDI, 2 ROW, PIN ASSEMBLY, 13.54 [.533] LONG ACTION PINS	
1 PLC ± -		-		PRODUCT SPEC	
2 PLC ± -		-		APPLICATION SPEC	
3 PLC ± 0.13 [.005]		-		SIZE CAGE CODE DRAWING NO	
4 PLC ± -		-		A1 00779 C=533091	
ANGLES ± -		-		RESTRICTED TO	
MATERIAL		FINISH		WEIGHT	
-		-		-	
CUSTOMER DRAWING		SCALE 4:1		SHEET 1 OF 2 REV R1	

REVISIONS				
P	LTR	DESCRIPTION	DATE	APPV
-		SEE SHEET 1	-	-

- ① HOUSING MATERIAL: THERMOPLASTIC, COLOR-NATURAL.
- ② CONTACT MATERIAL: PHOSPHOR BRONZE.
- ③ FINISH:  
MATING AREA: MEETS THE PERFORMANCE REQUIREMENTS OF PRODUCT SPECIFICATION 108-9063; BASED ON TELCORDIA DR-1217-CORE APPLICATIONS IN UNCONTROLLED ENVIRONMENTS. GOLD FLASH ON REMAINDER.
- ④ ACTION PIN POSTS REQUIRE 2.36 [.093] MIN THICK P.C. BOARD. RECOMMENDED P.C. BOARD HOLES ARE 1.151 [.0453] DIA PLATED THRU WITH 0.025-0.076 [.001-.003] COPPER, WITH 0.0076 [.0003] MIN TIN-LEAD PLATING; FINISHED HOLE AFTER PLATING 0.94-1.09 [.037-.043] DIA.
- 5. DIMENSIONS IN BRACKETS ARE IN INCHES.
- ⑥ PART NUMBER IS OBSOLETE.
- ⑦ OBSOLETE PARTS: OBSOLETE CIS STREAMLINING PER D.RENAUD/D.SINISI

	E	D	C	B	A	POSN	PART NUMBER
⑥							1-533091-9
⑥							1-533091-8
⑥							1-533091-7
⑥							1-533091-6
⑥	200.66 [7.900]	79	204.47 [8.050]	214.63 [8.450]	222.25 [8.750]	160	1-533091-5
⑥							1-533091-4
⑥							1-533091-3
⑥							1-533091-2
⑥	149.86 [5.900]	59	153.67 [6.050]	163.83 [6.450]	171.45 [6.750]	120	1-533091-1
⑥	137.16 [5.400]	54	140.97 [5.550]	151.13 [5.950]	158.75 [6.250]	110	1-533091-0
⑥	124.46 [4.900]	49	128.27 [5.050]	138.43 [5.450]	146.05 [5.750]	100	533091-9
⑥							533091-8
⑥	99.06 [3.900]	39	102.87 [4.050]	113.03 [4.450]	120.65 [4.750]	80	533091-7
⑥							533091-6
⑦ OBSOLETE	73.66 [2.900]	29	77.47 [3.050]	87.63 [3.450]	95.25 [3.750]	60	<del>533091-5</del>
⑥							533091-4
⑥							533091-3
⑥							533091-2
⑥							533091-1

THIS DRAWING IS A CONTROLLED DOCUMENT. DIN 04/08/90  
R. K. SEIFRIED  
8-18-92

CHK: F. KIBLER  
APVD: -

**STE** TE Connectivity

NAME: HDI, 2 ROW, PIN ASSEMBLY, 13.54 [.533] LONG ACTION PINS

PRODUCT SPEC: -  
APPLICATION SPEC: -

SIZE: A1  
CAGE CODE: 00779  
DRAWING NO: 533091

RESTRICTED TO: -

MATERIAL: FINISH:

WEIGHT: 0  
CUSTOMER DRAWING:  SCALE: 4:1 SHEET 2 OF 2 REV 1