

MATERIAL NUMBER ASSIGNMENT

7 3 7 8 0 - * * * *

4 = 60-CKT PRESS-FIT
5 = 120-CKT PRESS-FIT

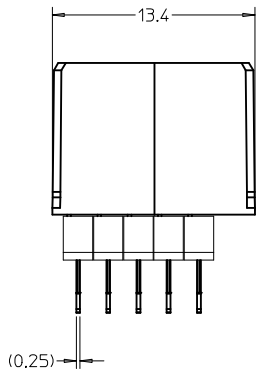
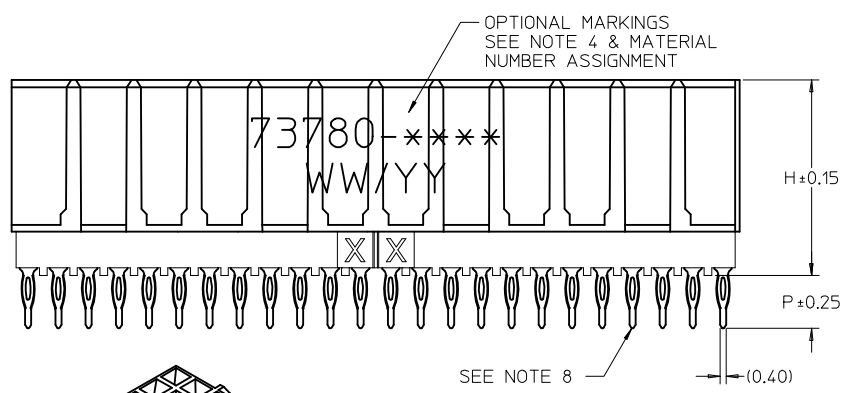
1 = NO MARKINGS
2 = MARKINGS

DIM "H"
3 = 13.0
4 = 14.0
5 = 15.0
6 = 16.0
7 = 17.0

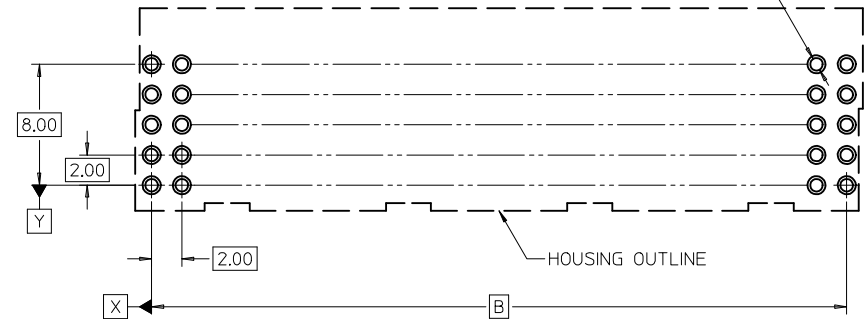
DIM "P"
4 = 3.00
5 = 3.50
6 = 4.00

NOTES:

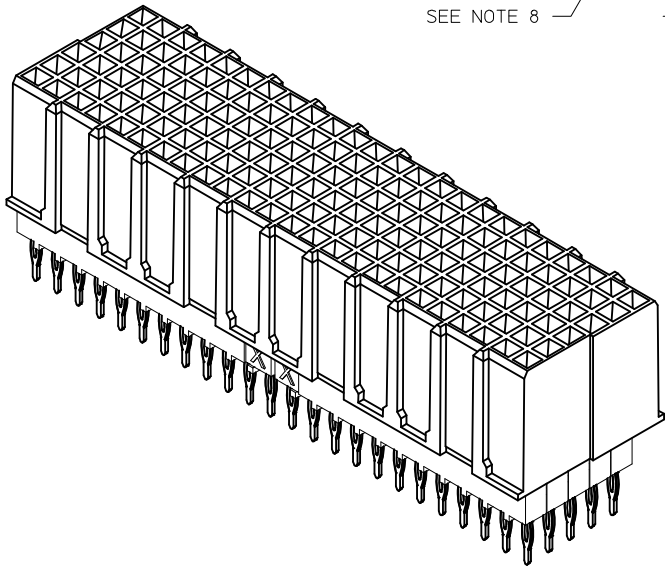
1. MATERIALS: HOUSING - LIQUID CRYSTAL POLYMER (LCP), GLASS-FILLED, UL94V-0, COLOR: BLACK
2. FINISH: SELECTIVE GOLD (Au) IN CONTACT AREA, 0.00076mm MINIMUM THICKNESS, SELECTIVE TIN/LEAD (Sn/Pb), 0.00089mm MINIMUM THICKNESS ON PRESS-FIT TAILS, NICKEL (Ni) OVERALL
3. THIS PART CONFORMS TO MOLEX PRODUCT SPECIFICATION PS-73780-999.
4. MARKINGS INCLUDE MATERIAL NUMBER AND DATE CODE. REFER TO NUMBER ASSIGNMENT CHART FOR CORRECT MATERIAL NUMBER.
5. 73780-***7 PARTS TO BE PACKAGED IN TUBES PER PK-70873-0872. ALL OTHER PARTS TO BE PACKAGED IN TUBES PER PK-70873-0900.
6. 120-CIRCUIT HDM DAUGHTERCARD STACKING MODULE WITH PRESS-FIT TAILS SHOWN FOR ILLUSTRATION PURPOSES ONLY.
7. DIMENSIONS ARE IN MILLIMETERS.
8. TRUE POSITION OF PRESS-FIT TAILS IS INSPECTED USING GAUGE NUMBER 73727-0014.



⊕ ∅0.15[X] Y
0.838 DRILLED HOLE
∅0.80 PLATED-THRU HOLE
∅1.20 PAD



PCB LAYOUT: COMPONENT SIDE



73780-5***	120	48.17	46.00	47.6
73780-4***	60	24.17	22.00	23.6
MATERIAL NO.	CIRCUIT SIZE	DIM A	DIM B	DIM C

EC NO: UDT2001-0968 DRWN: L.MOSLEY 2001/05/23 CHKD: SREED 2001/05/23 APPR: C.BIXLER 2001/05/23	QUALITY SYMBOLS	GENERAL TOLERANCES (UNLESS SPECIFIED)	SCALE 4:1	DESIGN UNITS METRIC	THIRD ANGLE PROJECTION	REVISE ON CAD ONLY
	▼ -0 ∇ C -0	mm INCH 4 PLACES ± ± 3 PLACES ± ± 2 PLACES ±0.05 ± 1 PLACE ±0.10 ± ANGULAR ±1/2°	DIMENSION STYLE MM ONLY		TITLE SALES ASSEMBLY, HDM DAUGHTERCARD STACKING MODULE, 5 ROW	
			DRAWN BY DATE S.REED 98/08/05		MATERIAL NO. DOCUMENT NO. SHEET NO. SEE CHART SD-73780-003 1 OF 1	
	REV	DRAFT WHERE APPLICABLE MUST REMAIN WITHIN DIMENSIONS	APPROVED BY DATE C.BIXLER 98/08/05		MOLEX INCORPORATED THIS DRAWING CONTAINS INFORMATION THAT IS PROPRIETARY TO MOLEX INCORPORATED AND SHOULD NOT BE USED WITHOUT WRITTEN PERMISSION	