

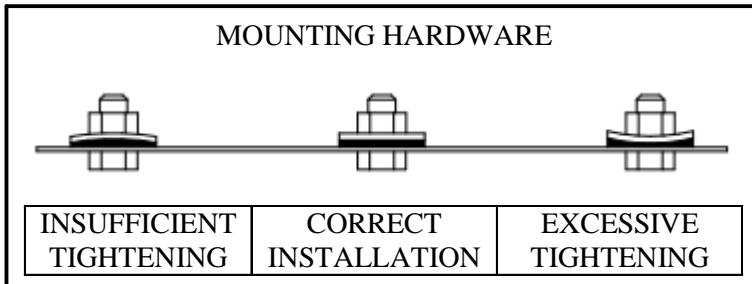
WALLMOUNT - SERIES

BUL10136
REV. H

**ASSEMBLY INSTRUCTIONS FOR
EN4SD, EN4TD, EN4SDSS, EN4DSC, ST, CN4SB, CN4ST, CN4SBSS & CN4STSS**

NOTES:

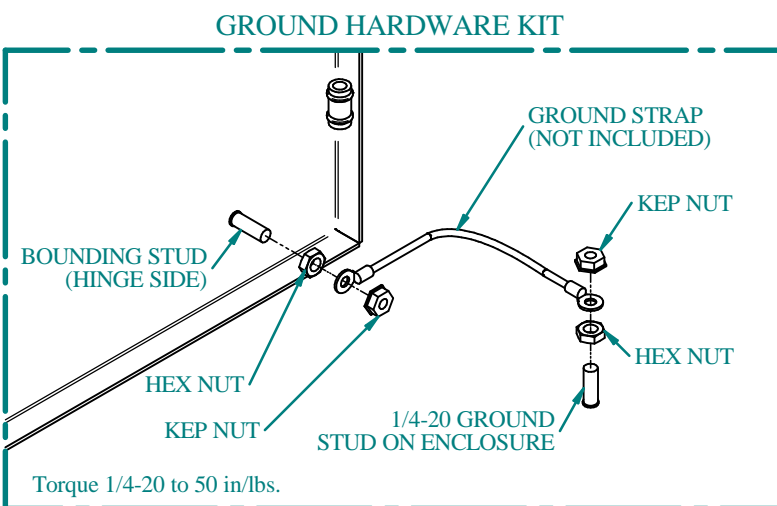
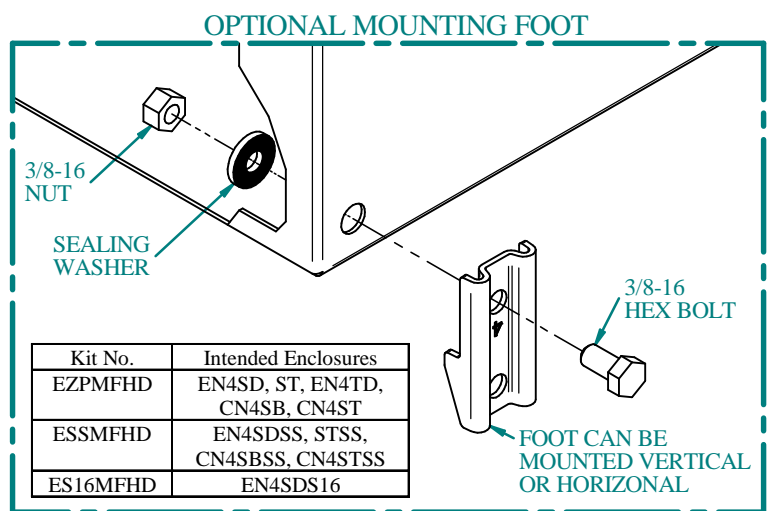
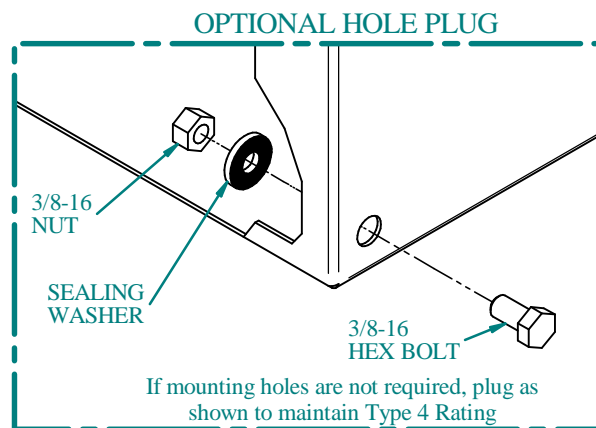
- 1) To mount enclosure using internal holes, make sure surface is flat or shim to suit. Use hex head bolts and sealing washers (rubber side against enclosure).
- 2) Tighten 3/8-16 mounting hardware as per sketch below. Washer should remain flat against enclosure surface see figure 1.1.



Mounting Foot kits are required to maintain Nema 4/4X, UL and CSA external mounting requirements.

Part No.	Material
EZPMFHD	Mild Steel (Type 4)
ESSMFHD	Type 304 Stainless Steel (Type 4X)
ES16MFHD	Type 316 Stainless Steel (Type 4X)

Figure 1.1



**INNER PANEL DETAIL FOR CN4SB & CN4ST
(ORDER SEPARATELY FOR EN4SD, EN4TD, ST & EN4DSC SERIES)**

