

NOTES:

1. PART NUMBER VARIABLE:

MTC100-JXX-X34

P = PIN
S = SOCKET

1 = 1 INCH
2 = 2 INCH

A = "A" INSERT
B = "B" INSERT

2. MATERIAL:

- A) PIN/SOCKET INSERT HIGH GRADE POLYARYLENE THERMOPLASTIC.
- B) PIN CONTACT COPPER ALLOY PER QQ-B-613 OR QQ-C-502.
- C) SOCKET CONTACT COPPER ALLOY PER QQ-B-750
- D) INTERFACIAL SEAL SILICONE ELASTOMER PER ZZ-R-765.
- E) SolderSleeve® REFER TO RAYCHEM DRAWING CTA-0065 FOR DETAILS

3. FINISH:

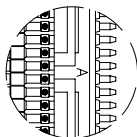
- A) PIN/SOCKET INSERT AS MOLDED.
- B) PIN/SOCKET CONTACT GOLD PLATE PER MIL-G-45204, CLASS 1.
- C) CONTACT TAIL SOLDER COATED PER QQ-S-571 (Sn96)

4. NUMBER ONE POSITION IS MARKED AS SHOWN IN CONTRASTING COLOR ON INTERFACE.

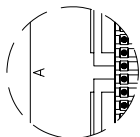
5. THIS INSERT MEETS THE REQUIREMENTS OF RAYCHEM SPECIFICATION C-6111.

If this document is printed it becomes uncontrolled.
Check with the web for latest revision.

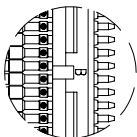
| SIZE | | WEIGHT MAXIMUM | | DIM. "Z" |
|---------------|------|----------------|-------|-------------|
| | | LBS. | GRAMS | |
| 1 INCH INSERT | PIN | .0047 | 2.132 | 1.05 [26,7] |
| | SOC. | .0054 | 2.449 | |
| 2 INCH INSERT | PIN | .0090 | 4.082 | 2.05 [52,1] |
| | SOC. | .0109 | 4.944 | |



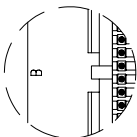
PIN



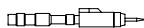
SOCKET



PIN



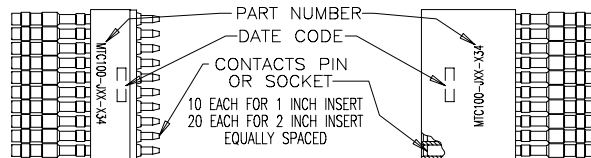
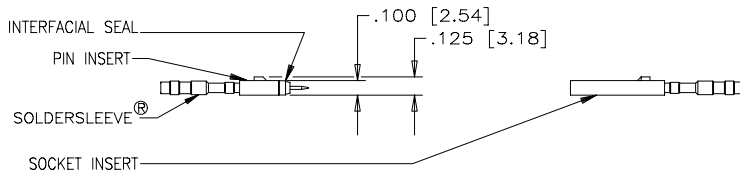
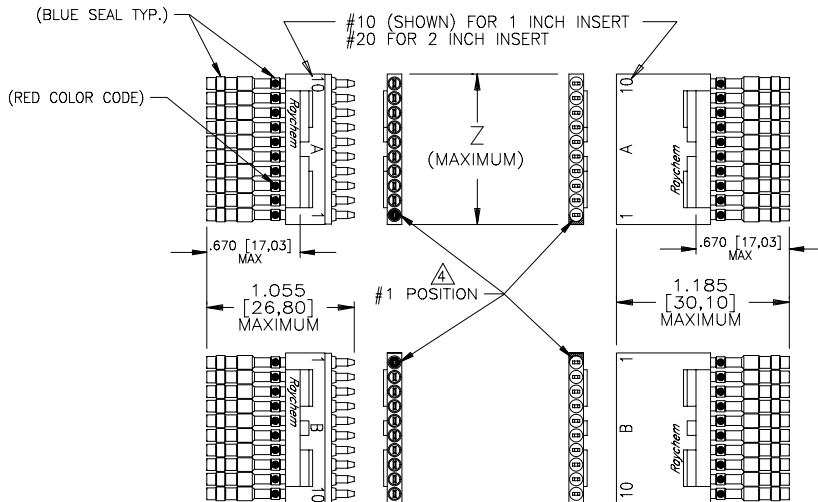
SOCKET



AUXILIARY VIEW OF 2 INCH INSERT KEYS/KEYWAYS



| REVISIONS | | | |
|-----------|---------------------------------|----------|----------|
| LTR | DESCRIPTION | DATE | APPROVED |
| N/C | INITIAL RELEASE PER ECN T-13741 | 90 FEB 5 | J.B. |



SPECIFICATION CONTROL DRAWING © Raychem Corporation 1989

| | | | | | |
|--|----------|--------|---------|---|---|
| UNLESS OTHERWISE SPECIFIED DIMENSIONS ARE IN INCHES. METRIC DIMENSIONS ARE IN BRACKETS. DECIMALS .XXX ± .005 } .13 mm .XX ± } ANGLES .X ± WEIGHT: MAXIMUM SEE TABULATION | DRAWN | CERDAN | 891218 | Raychem RAYCHEM CORPORATION 300 CONSTITUTION DRIVE MENLO PARK, CALIFORNIA 94025 TITLE PRE-ASSEMBLED SOLDERSLLEEVE INSERT, 150°C OPERATING TEMPERATURE MTC100 SERIES | SIZE C 06090 DWG. NO. MTC100-JXX-X34 REV N/C SHEET 1 OF 1 |
| | CHECKED | | | | |
| | APPROVED | J.B. | 90JAN22 | | |
| | APPROVED | | | | |
| CAD NAME | 005245-1 | | | DO NOT SCALE THIS DRAWING | |
| THIRD ANGLE PROJECTION | | | | | |

SHEET 1 OF 1 MTC100-JXX-X34 DWG. NO.