

3-1437020-9 ✓ ACTIVE



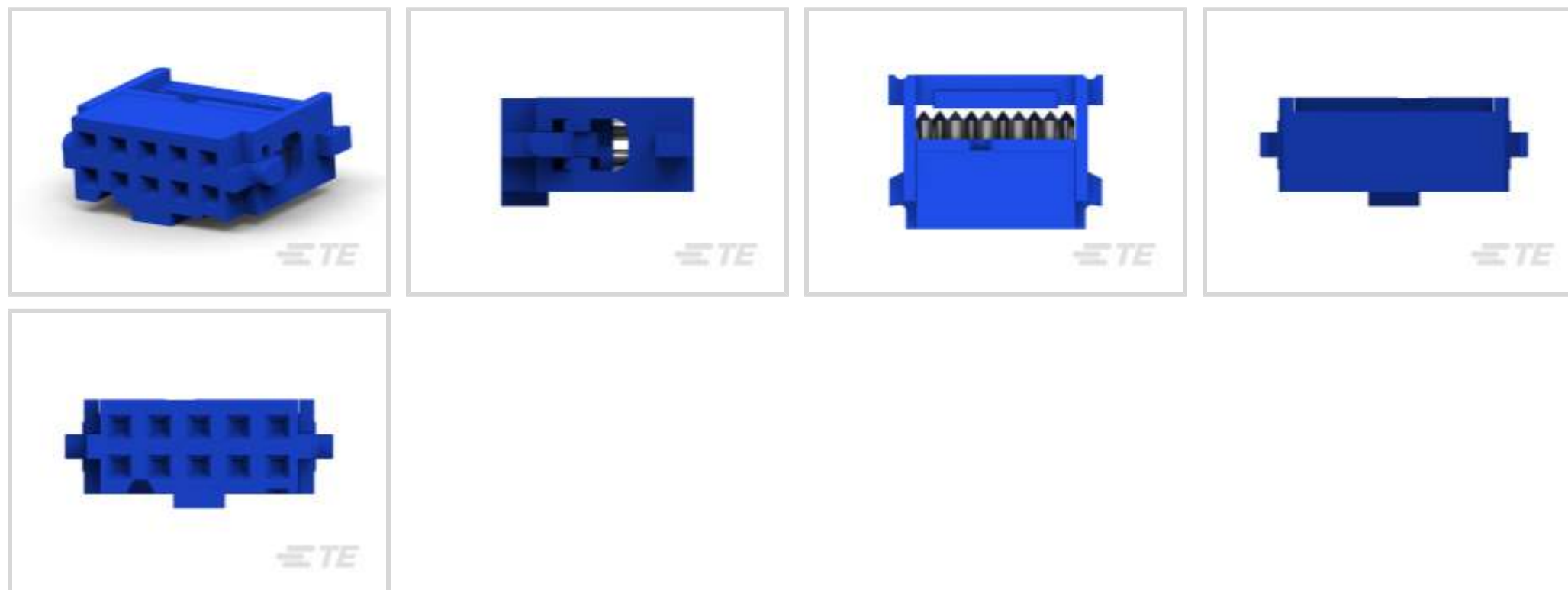
AMP-LATCH

TE Internal #: 3-1437020-9

Ribbon Cable Connectors, Wire-to-Board, 10 Position, 2.54 mm [.1 in] Centerline, 2 Row, Receptacle, Polarization Mating Alignment Type, Wire & Cable

[View on TE.com >](#)

Connectors > PCB Connectors > Wire-to-Board Connectors > FFC, FPC & Ribbon Connectors > Ribbon Cable Connectors



Connector System: **Wire-to-Board**

Number of Positions: **10**

Centerline (Pitch): **2.54 mm [.1 in]**

Row-to-Row Spacing: **2.54 mm [.1 in]**

Number of Rows: **2**

Features

Product Type Features

Connector Product Type	Connector Assembly
Connector System	Wire-to-Board
Connector & Housing Type	Receptacle
Connector & Contact Terminates To	Wire & Cable

Configuration Features

Number of Positions	10
Number of Rows	2

Body Features

Primary Product Color	Blue
-----------------------	------

Contact Features

Mating Square Post Dimension	.64 mm[.025 in]
Wire Contact Termination Area Plating Thickness	2.54 – 5.08 μ m[100 – 200 μ in]
Wire Contact Termination Area Plating Material	Tin-Lead
	30 μ in



Contact Mating Area Plating Material	Gold
--------------------------------------	------

Contact Current Rating (Max)	1 A
------------------------------	-----

Termination Features

Termination Method to Wire & Cable	Insulation Displacement (IDC)
------------------------------------	-------------------------------

Mechanical Attachment

Mating Alignment Type	Polarization
-----------------------	--------------

Mating Retention	Without
------------------	---------

Connector Mounting Type	Cable Mount (Free-Hanging)
-------------------------	----------------------------

Housing Features

Centerline (Pitch)	2.54 mm [.1 in]
--------------------	-----------------

Dimensions

Row-to-Row Spacing	2.54 mm [.1 in]
--------------------	-----------------

Usage Conditions

Operating Temperature Range	-65 – 105 °C [-85 – 221 °F]
-----------------------------	-----------------------------

Operation/Application

Circuit Application	Signal
---------------------	--------

Product Compliance

[For compliance documentation, visit the product page on TE.com>](#)

EU RoHS Directive 2011/65/EU	Not Compliant
------------------------------	---------------

EU ELV Directive 2000/53/EC	Compliant with Exemptions
-----------------------------	---------------------------

China RoHS 2 Directive MIIT Order No 32, 2016	Restricted Materials Above Threshold
---	--------------------------------------

EU REACH Regulation (EC) No. 1907/2006	<p>Current ECHA Candidate List: JUNE 2023 (235)</p> <p>Candidate List Declared Against: JUNE 2023 (235)</p> <p>SVHC > Threshold:</p> <p>Pb (13% in Component Part)</p>
--	---

Article Safe Usage Statements:
Do not eat, drink or smoke when using this product. Wash thoroughly after handling. Recycle if possible and dispose of the article by following all applicable governmental regulations relevant to your geographic location.

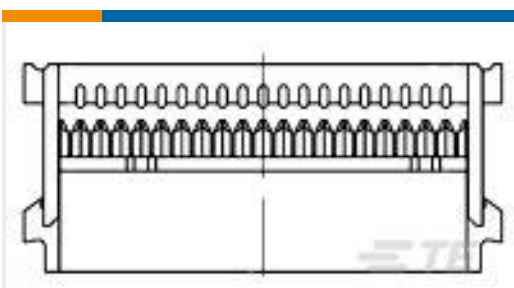
Halogen Content	Not Low Halogen - contains Br or Cl > 900 ppm.
-----------------	--

Solder Process Capability	Not applicable for solder process capability
---------------------------	--

Product Compliance Disclaimer

This information is provided based on reasonable inquiry of our suppliers and represents our current actual knowledge based on the information they provided. This information is subject to change. The part numbers that TE has identified as EU RoHS compliant have a maximum concentration of 0.1% by weight in homogenous materials for lead, hexavalent chromium, mercury, PBB, PBDE, DBP, BBP, DEHP, DIBP, and 0.01% for cadmium, or qualify for an exemption to these limits as defined in the Annexes of Directive 2011/65/EU (RoHS2). Finished electrical and electronic equipment products will be CE marked as required by Directive 2011/65/EU. Components may not be CE marked. Additionally, the part numbers that TE has identified as EU ELV compliant have a maximum concentration of 0.1% by weight in homogenous materials for lead, hexavalent chromium, and mercury, and 0.01% for cadmium, or qualify for an exemption to these limits as defined in the Annexes of Directive 2000/53/EC (ELV). Regarding the REACH Regulation, the information TE provides on SVHC in articles for this part number is based on the latest European Chemicals Agency (ECHA) 'Guidance on requirements for substances in articles' posted at this URL: <https://echa.europa.eu/guidance-documents/guidance-on-reach>

Compatible Parts



TE Part # 1658526-5
609-1041LF FEM SOCKET, LEAD FREE


Customers Also Bought




TE Part #8-2176070-8
3521 43K 1% 2W



TE Part #2-1761603-5
IDC LOW PRO HDR 14P VERT BLUE



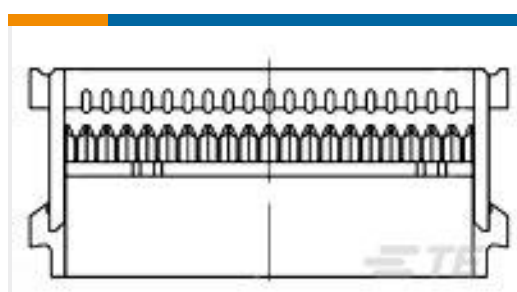
TE Part #5-103361-2
04 MODII HDR SRRA SHRD LF



TE Part #1658525-2
622-3453LF, PCB IDC, LEAD FREE



TE Part #5-1676481-8
CPF 0603 1K5 0.1% 25PPM 1K RL



TE Part #1-1658526-9
609-3441LF FEM SOCKET, LEAD FREE



TE Part #9-1393222-7
V23061B1005A501=MINISTARKSTROM



TE Part #K1156167
Toggle Switch 09-2-1-22

Documents

Product Drawings

609-1041=FSKT IDC S 10 30AU PL

English

CAD Files

3D PDF



3D

Customer View Model

[ENG_CVM_CVM_3-1437020-9_E.2d_dxf.zip](#)

English

Customer View Model

[ENG_CVM_CVM_3-1437020-9_E.3d_igs.zip](#)

English

Customer View Model

[ENG_CVM_CVM_3-1437020-9_E.3d_stp.zip](#)

English

By downloading the CAD file I accept and agree to the [Terms and Conditions](#) of use.

Product Specifications

[Product Specification](#)

English

[Female Socket Connector](#)

English

Product Environmental Compliance

[Product Compliance](#)

English

[Product Compliance](#)

English

Instruction Sheets

[Instruction Sheet \(U.S.\)](#)

English