

## PCB terminal block - ZFKDS 4-7.5 - 1907526

Please be informed that the data shown in this PDF Document is generated from our Online Catalog. Please find the complete data in the user's documentation. Our General Terms of Use for Downloads are valid (<http://download.phoenixcontact.com>)



PC terminal block, Nominal current: 32 A, Nom. voltage: 630 V, Pitch: 7.5 mm, Number of positions: 1, Connection method: Spring-cage conn., Mounting: Soldering, Conductor/PCB connection direction: 45 °, Color: green, The article can be aligned to create different nos. of positions!

The figure shows a 5-pos. version of the product

### Why buy this product

- Color coding of individual positions supported
- Fully insulated bridges (FBSK) with different numbers of positions, e.g., for potential distribution
- Integrated test connection
- Optional mounting flange (FL) for safe mounting in the device
- Pitch spacers (RZ) for voltage expansion
- PCB terminal blocks with spring-cage connection, up to 6 mm<sup>2</sup> conductor cross section



### Key commercial data

Packing unit	1
Minimum order quantity	1
Catalog page	Page 393 (CC-2011)
GTIN	 4 017918 193898
Custom tariff number	85369010
Country of origin	POLAND

### Technical data

#### Dimensions / positions

Length	29 mm
Pitch	7.5 mm
Number of positions	1
Pin dimensions	1,0 x 1,4 mm
Hole diameter	1.8 mm

#### Technical data

Range of articles	ZFKDS(A) 4
Insulating material group	I

# PCB terminal block - ZFKDS 4-7.5 - 1907526

## Technical data

### Technical data

Rated surge voltage (III/3)	6 kV
Rated surge voltage (III/2)	6 kV
Rated surge voltage (II/2)	6 kV
Rated voltage (III/3)	500 V
Rated voltage (III/2)	630 V
Rated voltage (II/2)	1000 V
Connection in acc. with standard	EN-VDE
Nominal current $I_N$	32 A
Nominal cross section	4 mm <sup>2</sup>
Maximum load current	32 A (with 4 mm <sup>2</sup> conductor cross section)
Insulating material	PA
Inflammability class according to UL 94	V0
Internal cylindrical gage	A4
Stripping length	10 mm
Nominal voltage, UL/CUL Use Group B	300 V
Nominal current, UL/CUL Use Group B	30 A
Nominal voltage, UL/CUL Use Group C	150 V
Nominal current, UL/CUL Use Group C	30 A
Nominal voltage, UL/CUL Use Group D	300 V
Nominal current, UL/CUL Use Group D	10 A

### Connection data

Conductor cross section solid min.	0.2 mm <sup>2</sup>
Conductor cross section solid max.	6 mm <sup>2</sup>
Conductor cross section stranded min.	0.2 mm <sup>2</sup>
Conductor cross section stranded max.	4 mm <sup>2</sup>
Conductor cross section stranded, with ferrule without plastic sleeve min.	0.25 mm <sup>2</sup>
Conductor cross section stranded, with ferrule without plastic sleeve max.	4 mm <sup>2</sup>
Conductor cross section stranded, with ferrule with plastic sleeve min.	0.25 mm <sup>2</sup>
Conductor cross section stranded, with ferrule with plastic sleeve max.	4 mm <sup>2</sup>
Conductor cross section AWG/kcmil min.	24
Conductor cross section AWG/kcmil max	10
Minimum AWG according to UL/CUL	24
Maximum AWG according to UL/CUL	10

## Classifications

### ETIM

ETIM 3.0	EC001121
ETIM 4.0	EC002643

# PCB terminal block - ZFKDS 4-7.5 - 1907526

## Classifications

### ETIM

ETIM 5.0	EC002643
----------	----------

### UNSPSC

UNSPSC 11	39121432
UNSPSC 12.01	39121432
UNSPSC 13.2	39121432
UNSPSC 6.01	30211801
UNSPSC 7.0901	39121432

### eCl@ss

eCl@ss 4.0	27141109
eCl@ss 4.1	27141109
eCl@ss 5.0	27141190
eCl@ss 5.1	27141190
eCl@ss 6.0	27261101
eCl@ss 7.0	27440401

## Approvals

### Approvals


#### Approvals

UL Recognized / cUL Recognized / GOST / GOST / VDE Gutachten mit Fertigungsüberwachung / IECCEB Scheme / cULus Recognized

#### Ex Approvals

#### Approvals submitted

### Approval details

UL Recognized 			
	B	C	D
mm <sup>2</sup> /AWG/kcmil	24-10	24-10	24-10
Nominal current IN	30 A	30 A	10 A
Nominal voltage UN	300 V	150 V	300 V

# PCB terminal block - ZFKDS 4-7.5 - 1907526

## Approvals

cUL Recognized

	B	C	D
mm <sup>2</sup> /AWG/kcmil	24-10	24-10	24-10
Nominal current I <sub>N</sub>	30 A	30 A	10 A
Nominal voltage U <sub>N</sub>	300 V	150 V	300 V

GOST

GOST

VDE Gutachten mit Fertigungsüberwachung

mm <sup>2</sup> /AWG/kcmil	0.2-4
Nominal current I <sub>N</sub>	32 A
Nominal voltage U <sub>N</sub>	500 V

IECEE CB Scheme

mm <sup>2</sup> /AWG/kcmil	0.2-4
Nominal current I <sub>N</sub>	32 A
Nominal voltage U <sub>N</sub>	500 V

cULus Recognized

## Accessories

Accessories

Assembly

## PCB terminal block - ZFKDS 4-7.5 - 1907526

### Accessories

PCB terminal block - RZ-ZFKDS 4 - 1928521



Pitch spacer, 2.5 mm wide

---

PCB terminal block - FL-ZFKDS 4 - 1928495



Pair of flanges, can be snapped onto a row of single terminal blocks

---

### Bridges

Plug-in bridge - FBSK 5-7,5 - 1928372



Bridge, fully insulated, pitch 7.5 mm, 5-pos.

---

Plug-in bridge - FBSK 4-7,5 - 1928369



Bridge, fully insulated, pitch 7.5 mm, 4-pos.

---

Plug-in bridge - FBSK 10-7,5 - 1928385



Bridge, fully insulated, pitch 7.5 mm, 10-pos.

---

## PCB terminal block - ZFKDS 4-7.5 - 1907526

### Accessories

Plug-in bridge - FBSK 2-7,5 - 1928343



Bridge, fully insulated, pitch 7.5 mm, 2-pos.

---

Plug-in bridge - FBSK 3-7,5 - 1928356



Bridge, fully insulated, pitch 7.5 mm, 3-pos.

---

### Marking

Marker cards - SK 7,5/5:FORTL.ZAHLEN - 0804468



Marker cards, Card, white, labeled, Horizontal: Consecutive numbers 1 - 10, 11 - 20, etc. up to 91 - 100, Mounting type: Adhesive, For terminal block width: 7.5 mm

---

Marker cards - SK U/5,0 WH:UNBEDRUCKT - 0803922



Marker cards, Sheet, white, Unlabeled, Can be labeled with: Plotter, Office-Drucksysteme, Mounting type: Adhesive

---

Marker pen - B-STIFT - 1051993



Marker pen, for manual labeling of unprinted Zack strips, smear-proof and waterproof, line thickness 0.5 mm

---

### Plug/Adapter

## PCB terminal block - ZFKDS 4-7.5 - 1907526

### Accessories

Test plugs - MPS-MT - 0201744



Test plugs

---

### Tools

Screwdriver - SZF 1-0,6X3,5 - 1204517



Actuation tool, for ST terminal blocks, also suitable for use as a bladed screwdriver, size: 0.6 x 3.5 x 100 mm, 2-component grip, with non-slip grip

---

PCB terminal block - ZFKDSA 4- 9 - 1907542



End terminal block, 9 mm wide, necessary at the end of a row of terminal blocks

---

### Necessary add-on products

PCB terminal block - ZFKDSA 4- 9 - 1907542



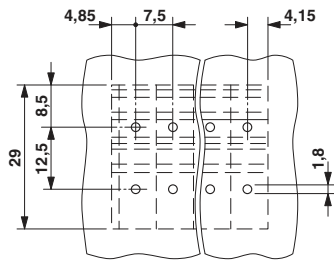
End terminal block, 9 mm wide, necessary at the end of a row of terminal blocks

---

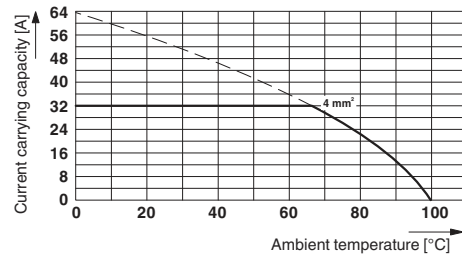
### Drawings

# PCB terminal block - ZFKDS 4-7.5 - 1907526

Drilling diagram



Diagram



Type: ZFKDS 4-7,5 and ZFKDSA 4-9  
Test following DIN EN 60512-5-2:2003-01  
Reduction factor = 1  
No. of positions: 5

Dimensioned drawing

