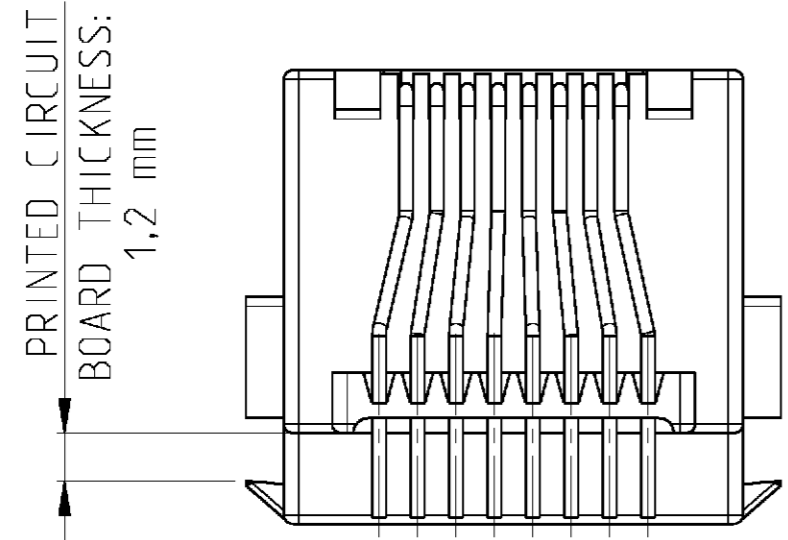
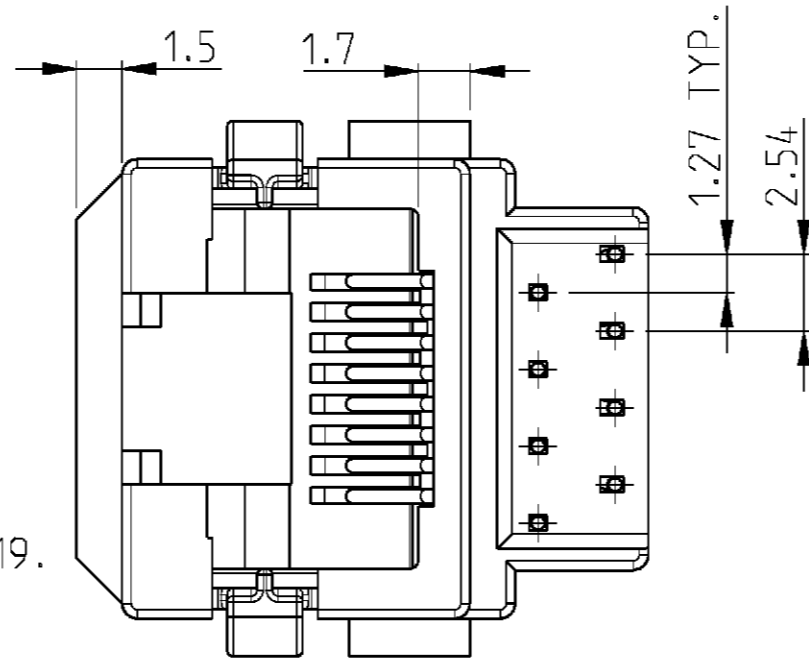


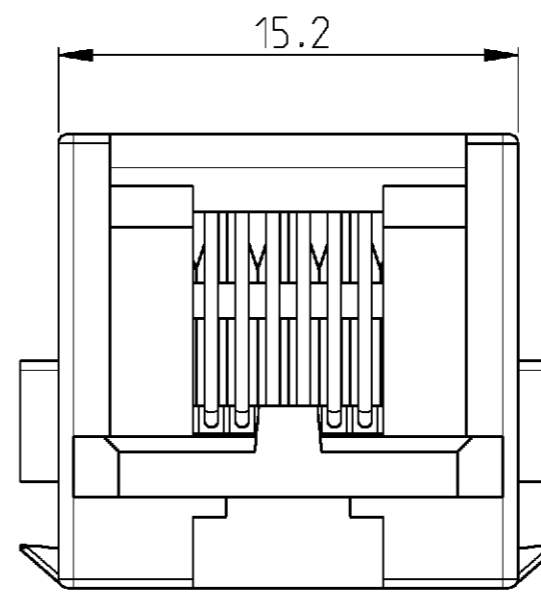
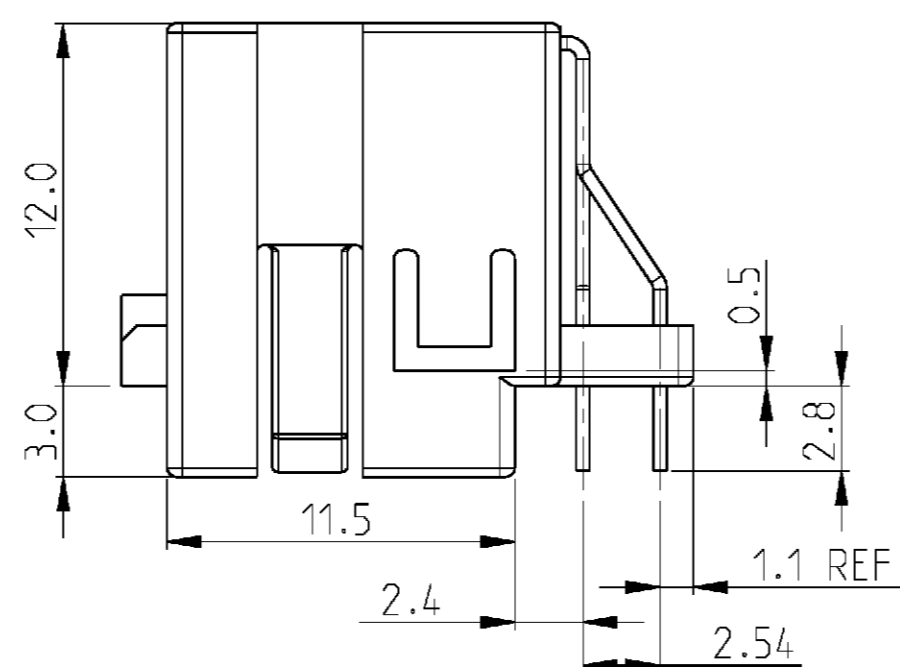
THIS DRAWING IS UNPUBLISHED. RELEASED FOR PUBLICATION 2000
 © COPYRIGHT 2000 BY TYCO ELECTRONICS CORPORATION. ALL RIGHTS RESERVED.

LOC	DIST	REVISIONS			
P	LTR	DESCRIPTION	DATE	DWN	APVD
	G	SR10-0119-01	20 MAR 01	KV	-

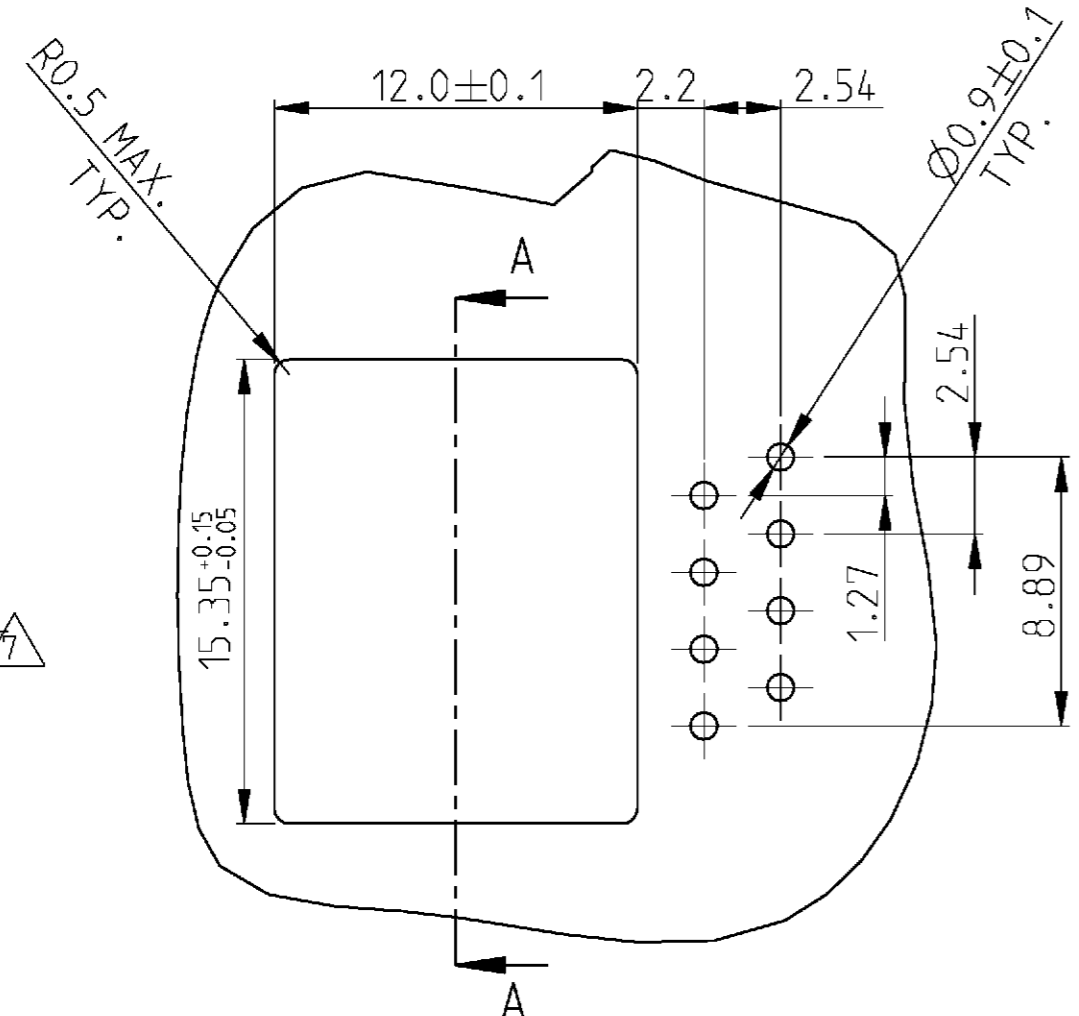
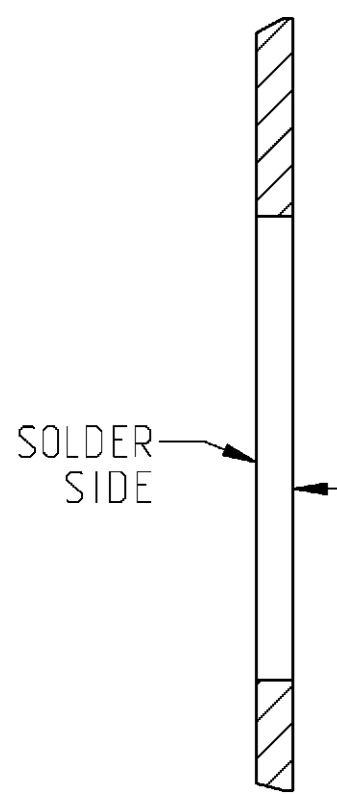
- 1 MODULAR JACKS ARE DELIVERED WITH PLASTIC SOLDER STOP INSTALLED (SEE PAGE 2), TO PREVENT SOLDER ENTERING THE JACK. REMOVE SOLDER STOP AFTER SOLDERING. REPRESENTATION ON SHEET 1 IS MODULAR JACK WITHOUT SOLDER STOP.
- 2 TOLERANCES UNLESS OTHERWISE SPECIFIED: $\pm 0,15$.
- 3 FOR PACKAGING: SEE SHEET 2.
- 4 FOR PERFORMANCE SPECIFICATION SEE PRODUCT SPECIFICATION 108-19064.
- 5 FOR APPLICATION REQUIREMENTS SEE APPLICATION SPECIFICATION 114-19019.
- 6 MOLDED-IN CHARACTER "1,2" MEANS FOR 1,2 mm PRINT THICKNESS.
- 7 PREFERRED DIRECTION FOR STAMPING OF HOLE TO OBTAIN A BROKEN EDGE AT JACK ENTRY SIDE.



6



SECTION A-A



PRINTED CIRCUIT BOARD LAYOUT

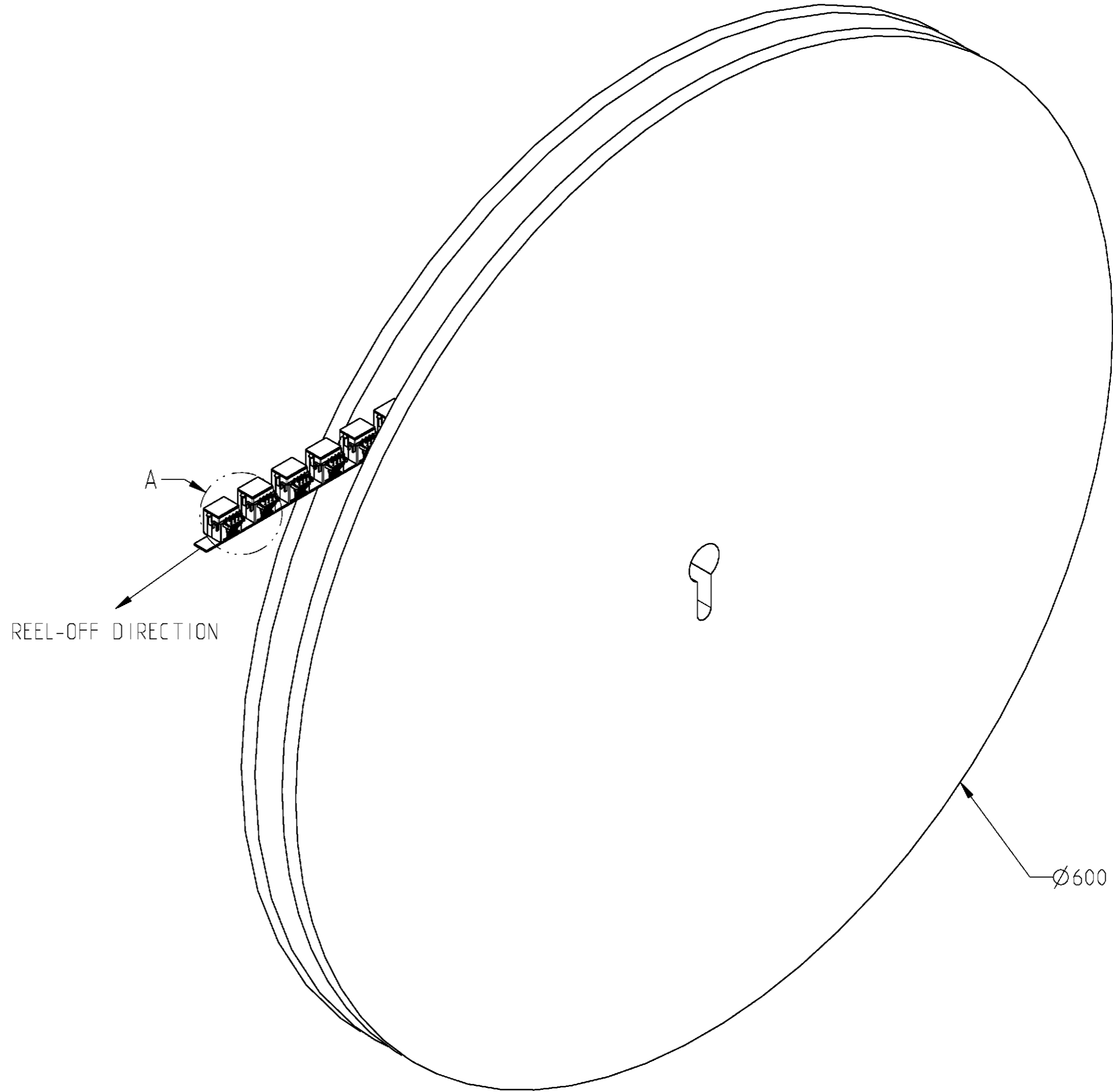
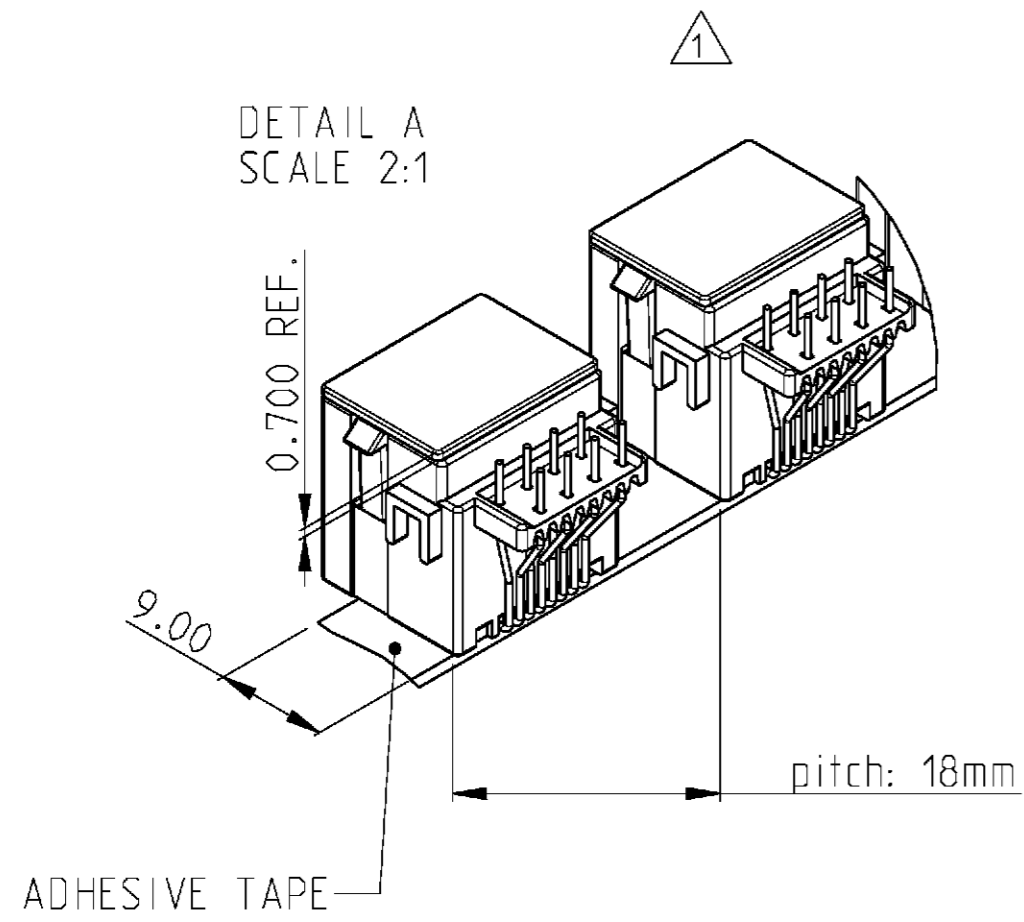
TOLERANCES UNLESS OTHERWISE SPECIFIED: $\pm 0,15$.

600 pcs TAPE MOUNTED ON A Ø 60 cm REEL	8 POSITIONS 8 CONTACTS WITH SOLDER STOP	CONTACTS: IN CONTACT AREA: 1,25 µm MIN. GOLD OVER 1,25 µm MIN. NICKEL SOLDER TINES: 2,0 µm MIN. TIN-LEAD OVER 1,25 µm MIN. NICKEL	HOUSING: 20% G.G. NYLON COLOR: BLACK UL 94-HB CONTACTS: Phos-BRONZE	188728-1
PACKAGING	REMARKS	FINISH	MATERIAL	P/N

THIS DRAWING IS A CONTROLLED DOCUMENT FOR TYCO ELECTRONICS CORPORATION IT IS SUBJECT TO CHANGE AND THE CONTROLLING ENGINEERING ORGANIZATION SHOULD BE CONTACTED FOR THE LATEST REVISION.		DWN M.V.ESSSEN 28 JUL 95	Tyco Electronics Dostkamp - Belgium	
DIMENSIONS: mm		CHK W.BRUMMANS	NAME MODULAR JACK, 8 POS., BOTTOM ENTRY VERSION FOR PRINTED CIRCUIT BOARD MOUNTING	
TOLERANCES UNLESS OTHERWISE SPECIFIED: 0 PLC # # # 1 PLC # # # 2 PLC # # # 3 PLC # # # 4 PLC # # # ANGLES # # # FINISH # # #		APVD C.V.TILBURG	SIZE A2	
MATERIAL		PRODUCT SPEC	CAGE CODE 00779	DRAWING NO C=188728
		APPLICATION SPEC	RESTRICTED TO	
		WEIGHT	SCALE 4:1 SHEET 1 OF 2 REV G	
		CUSTOMER DRAWING		

THIS DRAWING IS UNPUBLISHED. RELEASED FOR PUBLICATION 2000
 © COPYRIGHT 2000 BY TYCO ELECTRONICS CORPORATION. ALL RIGHTS RESERVED.

LOC	DIST	REVISIONS			
P	LTR	DESCRIPTION	DATE	DWN	APVD
-	-	SEE SHEET 1	-	-	-



THIS DRAWING IS A CONTROLLED DOCUMENT FOR TYCO ELECTRONICS CORPORATION. IT IS SUBJECT TO CHANGE AND THE CONTROLLING ENGINEERING ORGANIZATION SHOULD BE CONTACTED FOR THE LATEST REVISION.		DWN M.v.Essen 28 JUL 95	Tyco Electronics Dostkamp - Belgium	
DIMENSIONS: mm		CHK W. BRUMMANS	NAME MODULAR JACK 8 POS., BOTTOM ENTRY VERSION FOR PRINTED CIRCUIT BOARD MOUNTING	
TOLERANCES UNLESS OTHERWISE SPECIFIED: 0 PLC # 1 PLC # 2 PLC # 3 PLC # 4 PLC # ANGLES # FINISH #		APVD C.v.TILBURG	SIZE A2	
MATERIAL		PRODUCT SPEC -	CAGE CODE 00779	DRAWING NO C=188728
		APPLICATION SPEC -	RESTRICTED TO -	
		WEIGHT -	SCALE 4:1 SHEET 2 OF 2 REV G	
		CUSTOMER DRAWING		