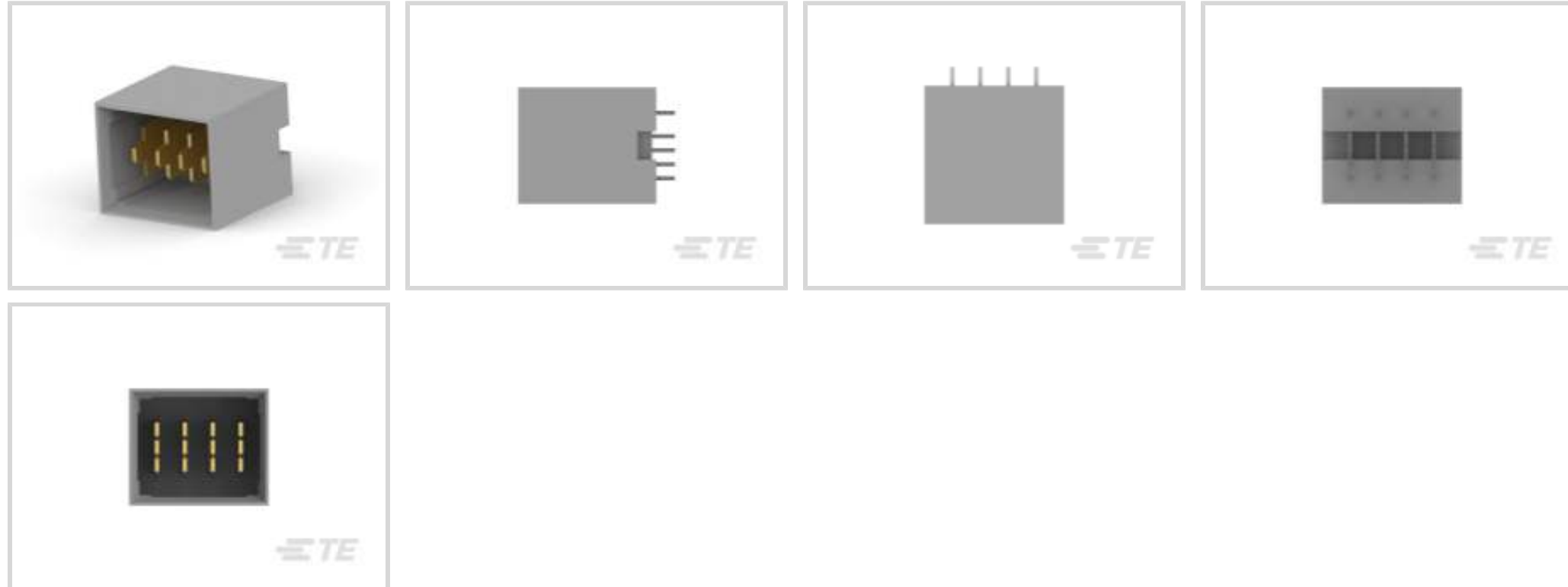




Connectors > Power Connectors > Rectangular Power > Rectangular Power Connectors



Rectangular Power Connector Type: **Header**

Connector & Housing Type: **Plug**

Connector System: **Board-to-Board**

Number of Positions: **4**

Centerline (Pitch): **3 mm [.118 in]**

Features

Product Type Features

Header Type	Fully Shrouded
Rectangular Power Connector Type	Header
Connector & Housing Type	Plug
Connector System	Board-to-Board
Sealable	No
Connector & Contact Terminates To	Printed Circuit Board

Configuration Features

Number of Positions	4
PCB Mount Orientation	Vertical
Number of Power Positions	4
Number of Signal Positions	0
Number of Rows	1

Electrical Characteristics

Operating Voltage	48 VDC
-------------------	--------

Contact Features



Contact Mating Area Plating Material	Gold
Contact Underplating Material	Nickel
Contact Base Material	Copper Alloy
Contact Current Rating (Max)	16 A
Contact Retention Within Housing	With
Contact Type	Blade
PCB Contact Termination Area Plating Material	Tin
Contact Mating Area Plating Material Thickness	1.27 µm[50 µin]

Termination Features

Termination Method to Printed Circuit Board	Through Hole - Press-Fit
---	--------------------------

Mechanical Attachment

Connector Mounting Type	Board Mount
-------------------------	-------------

Housing Features

Centerline (Pitch)	3 mm[.118 in]
Housing Color	Gray
Housing Material	PBT GF

Usage Conditions

Operating Temperature Range	-55 – 125 °C[-67 – 257 °F]
-----------------------------	----------------------------

Operation/Application

Circuit Application	Power
---------------------	-------

Industry Standards

UL Flammability Rating	UL 94V-0
Glow Wire Rating	Standard Part - Not Glow Wire

Packaging Features

Packaging Method	Box & Tube, Tube
------------------	------------------

Product Compliance

[For compliance documentation, visit the product page on TE.com>](#)

EU RoHS Directive 2011/65/EU	Compliant
EU ELV Directive 2000/53/EC	Compliant
China RoHS 2 Directive MIIT Order No 32, 2016	No Restricted Materials Above Threshold
EU REACH Regulation (EC) No. 1907/2006	



Current ECHA Candidate List: JUNE 2023

(235)

Candidate List Declared Against: JAN 2023

(233)

Does not contain REACH SVHC

Halogen Content

Not Low Halogen - contains Br or Cl > 900 ppm.

Solder Process Capability

Not applicable for solder process capability

Product Compliance Disclaimer

This information is provided based on reasonable inquiry of our suppliers and represents our current actual knowledge based on the information they provided. This information is subject to change. The part numbers that TE has identified as EU RoHS compliant have a maximum concentration of 0.1% by weight in homogenous materials for lead, hexavalent chromium, mercury, PBB, PBDE, DBP, BBP, DEHP, DIBP, and 0.01% for cadmium, or qualify for an exemption to these limits as defined in the Annexes of Directive 2011/65/EU (RoHS2). Finished electrical and electronic equipment products will be CE marked as required by Directive 2011/65/EU. Components may not be CE marked. Additionally, the part numbers that TE has identified as EU ELV compliant have a maximum concentration of 0.1% by weight in homogenous materials for lead, hexavalent chromium, and mercury, and 0.01% for cadmium, or qualify for an exemption to these limits as defined in the Annexes of Directive 2000/53/EC (ELV). Regarding the REACH Regulation, the information TE provides on SVHC in articles for this part number is based on the latest European Chemicals Agency (ECHA) 'Guidance on requirements for substances in articles' posted at this URL: <https://echa.europa.eu/guidance-documents/guidance-on-reach>

Compatible Parts



TE Part # 120953-1
TE UPM Ver Receptacle 4P HC Power

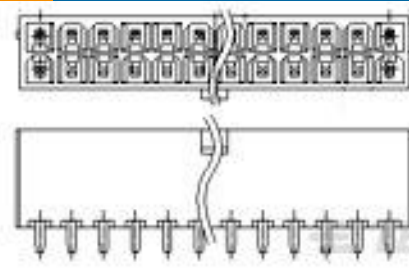
Customers Also Bought



TE Part #7-180984-5
250 FASTON BOOT FLAG REC. 1P BLACK



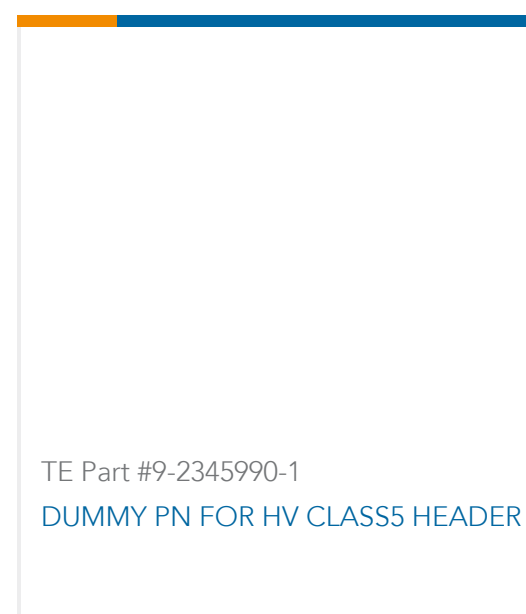
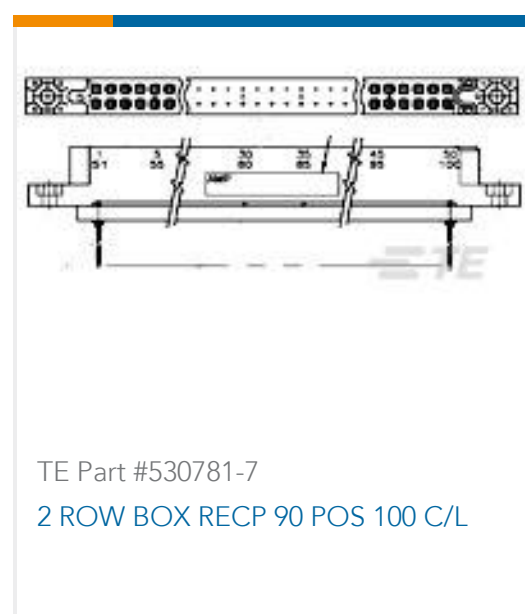
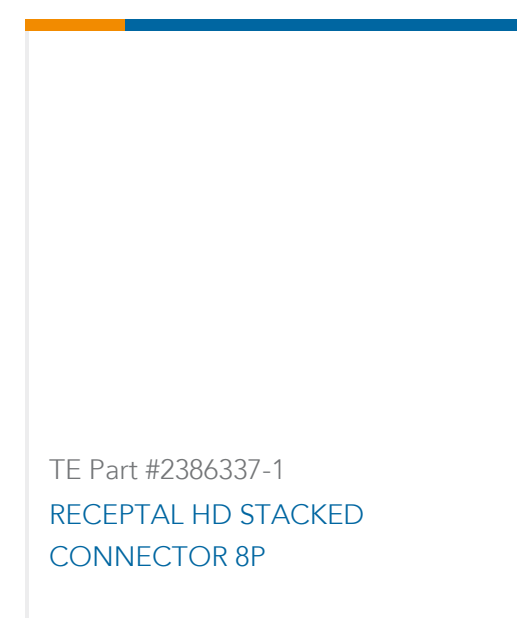
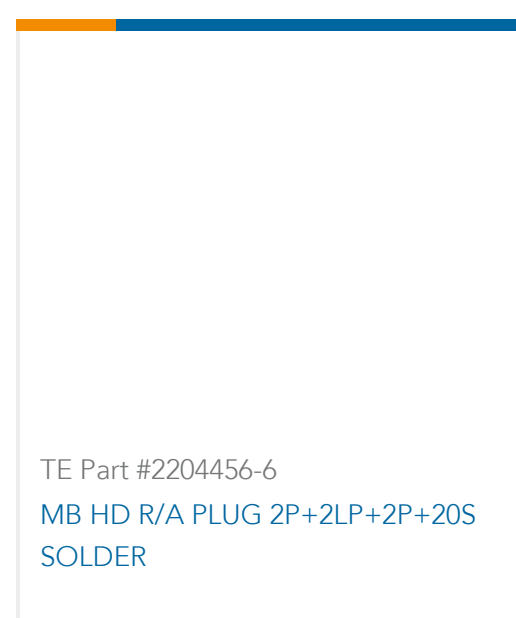
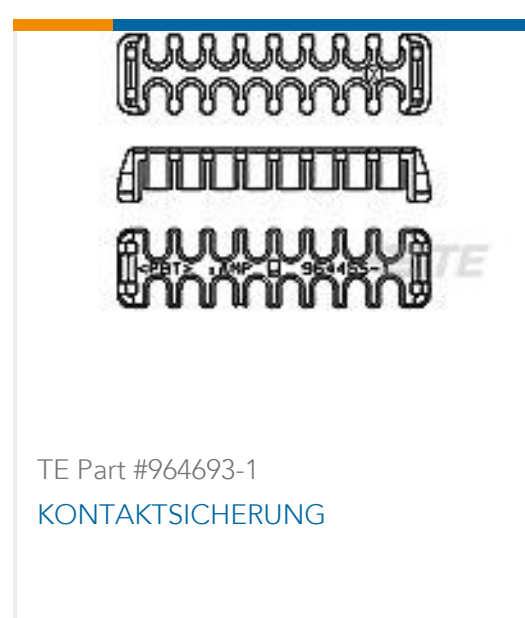
TE Part #1-1658624-0
050 NOVO DUAL 30DP FT



TE Part #4-1775099-8
ATX PWR CONN 24 POS



TE Part #1-2229794-2
D3950 REC 7/11POS 1ROW Y KEY MARKED



Documents

Product Drawings

[UNV,PWR,MDL.4 POS. VERT.HDR,15MM STACK](#)

English

CAD Files

Customer View Model

[ENG_CVM_CVM_1645498-2_A.2d_dxf.zip](#)

English

3D PDF

3D

Customer View Model

[ENG_CVM_CVM_1645498-2_A.3d_igs.zip](#)

English

Customer View Model

[ENG_CVM_CVM_1645498-2_A.3d_stp.zip](#)

English

By downloading the CAD file I accept and agree to the [Terms and Conditions](#) of use.

Datasheets & Catalog Pages

[POWER_CONNECTORS_CATALOG_SEC01_BOARD_TO_BOARD](#)

English

[1-1773718-4_POWER_CONNECTORS_QRG_CN](#)

[1-1773718-5_POWER_CONNECTORS_QRG_TCN](#)

[1-1773718-6_POWER_CONNECTORS_QRG_JA](#)

Japanese

[2_PIECE_POWER_CONNECTORS_qrg_4-1773458-1](#)



English

[Product Specifications](#)

[Engineering Report](#)

English

[Product Environmental Compliance](#)

[TE Material Declaration](#)

English