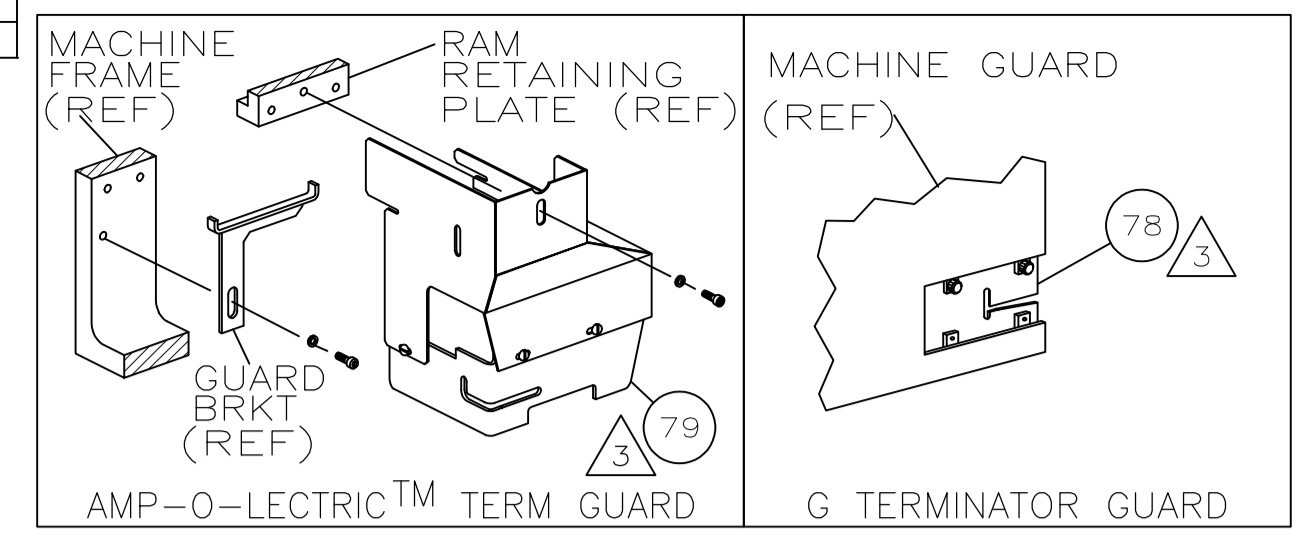


THIS DRAWING IS UNPUBLISHED. RELEASED FOR PUBLICATION.
 © COPYRIGHT BY TYCO ELECTRONICS CORPORATION. ALL RIGHTS RESERVED.

PART NUMBER	REV	FIRST USED
567420-1	E	122500-1
567420-2	E	565435-5



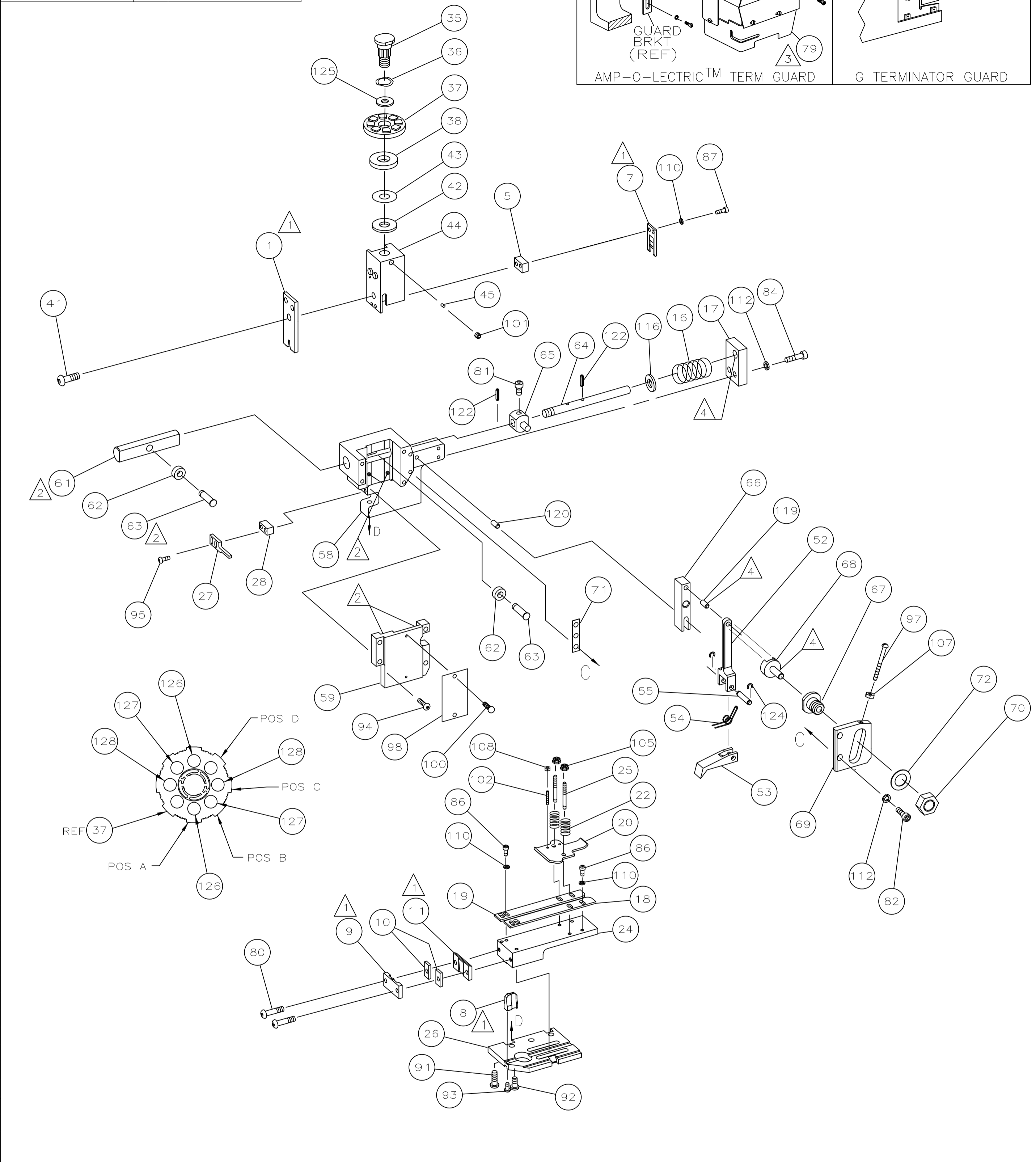
TERMINAL NAME: SPADE

PTPX		CRIMPING DATA		
PAD LTR	CRIMP HEIGHT	WIRE SIZE		
63610-1	A .135 ±.002 [3.43 ±0.05mm]	10		
63610-2	B .123 ±.002 [3.12 ±0.05mm]	12		
	C .115 ±.002 [2.92 ±0.05mm]	14		
	D NOT USED			
CRIMP	SIZE	TYPE	RANGE	
WIRE	.210 [5.33mm]	F	14-10	
INSUL	-	-	-	

WIRE STRIP LENGTH	TERM APPL SPEC	FEED	APPL INSTRUCTION	SET UP GAGE	LAYOUT
.210-.240	114-2084	.776	408-8039	458638-1	-

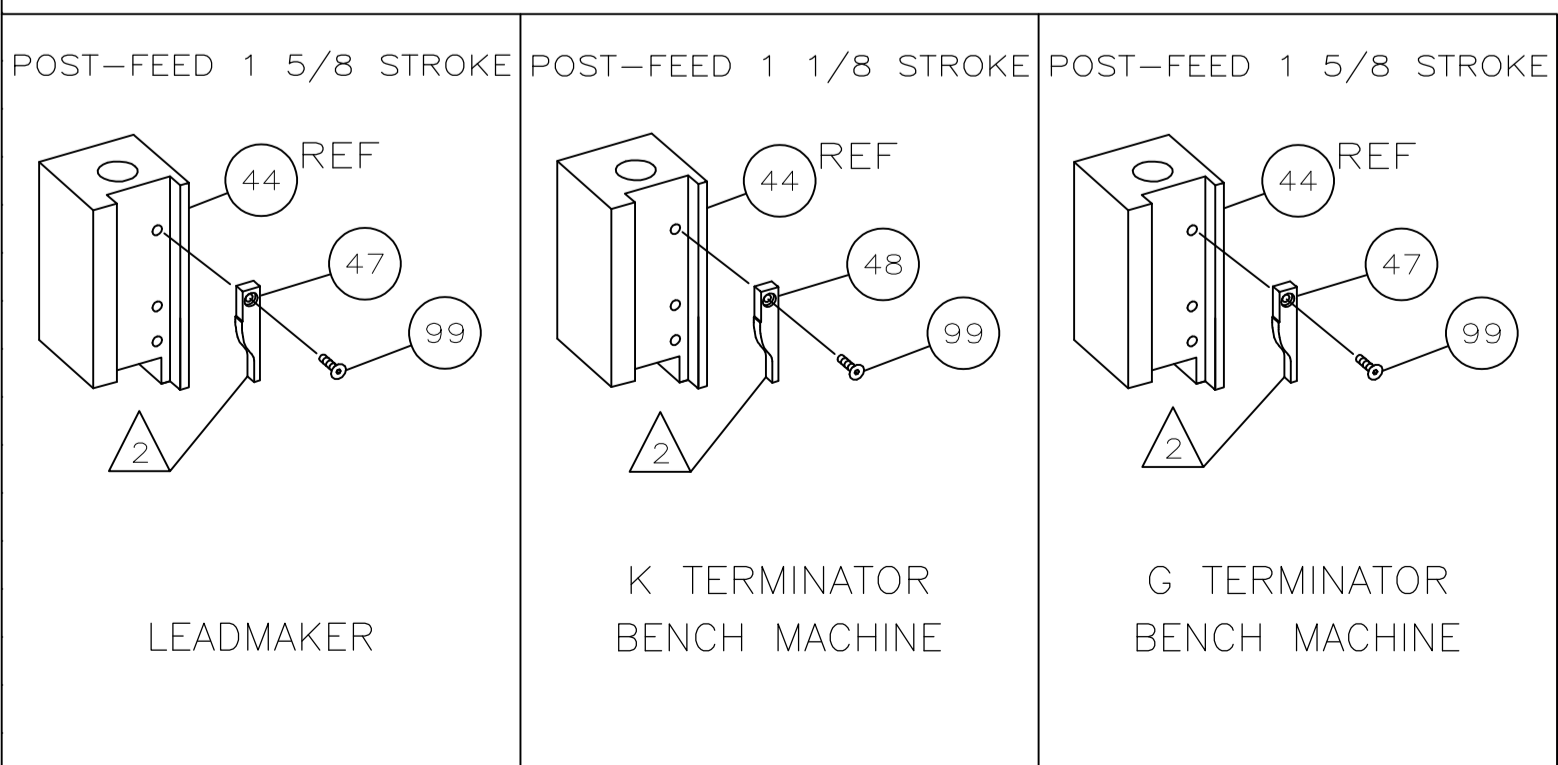
LOC	DIST	REVISIONS			
F	LTR	DESCRIPTION	DATE	BY	APPV
A	66	ECR-07-021163	9-2007	MY	GB

-1	LEADMAKER & BENCH MODEL G	MECH POST FEED
-2	BENCH MODEL K	MECH POST FEED



					129
2	2	-	8-354778-9	PIN, WIRE DISC (.2940)C	128
2	2	-	7-354778-1	PIN, WIRE DISC (.2850)B	127
2	2	-	4-354778-5	PIN, WIRE DISC (.2720)A	126
1	1	-	986950-1	WASHER, FLAT PRECISION	125
REF	REF	-	21045-3	RING, RET "C" (Ø.187)FD PIN	124
					123
REF	REF	-	5-21028-1	PIN, STD SPRING (Ø.12)FD ADJ ROD	122
					121
REF	REF	-	1-21030-7	PIN, DOWEL (Ø.187x1.50)HSG	120
REF	REF	-	1-21030-1	PIN, DOWEL (Ø.187x.50)LEVER	119
					118
REF	REF	-	21899-4	WASHER, FLAT (Ø5/16)SCR ADJ	116
					115
					114
					113
REF	REF	-	21024-5	WASHER, LOCK (NO.10)FD ROD GDE	112
					111
6	6	-	21024-4	WASHER, LOCK (NO.8)SHEAR BL	110
					109
2	2	-	21018-4	NUT, HEX (4-40)DRAG	108
REF	REF	-	21018-5	NUT, HEX (6-32)FD ADJ PL	107
					106
2	2	-	21022-2	NUT, HEX SL (8-32)DRAG STUD	105
					104
					103
2	2	-	2-21006-6	SCR, SKT SET (4-40x.62)DRAG	102
1	1	-	21009-2	SCR, SKT SET (1/4-20x.25)RAM	101
2	2	-	21017-2	SCR, DRIVE (#2x.19)ID PLATE	100
1	1	-	1-21002-7	SCR, BHC (6-32x.38)CAM	99
1	1	-	461264-1	PLATE, IDENTIFICATION	98
REF	REF	-	6-23715-5	SCR, PAN HD (6-32x1.50)FEED ADJ	97
					96
2	2	-	2-21002-2	SCR, BHC (8-32x.50)STRIPPER	95
REF	REF	-	2-21002-9	SCR, BHC (10-32x.75)HSG CAP	94
1	1	-	22733-8	SCR, BHC (8-32x.38 LW)ANVIL	93
4	4	-	3-21002-3	SCR, BHC (1/4-20x.50)ST GD PL	92
REF	REF	-	2-22733-8	SCR, BHC (1/4-20x.62)BASE PL	91
					90
					89
					88
2	2	-	2-21000-7	SCR, SHC (8-32x.50)SLUG BLADE	87
4	4	-	2-21000-6	SCR, SHC (8-32x.38)STRIP GUIDE	86
					85
REF	REF	-	3-21000-7	SCR, SHC (10-32x.75)FEED ROD GDE	84
					83
REF	REF	-	3-21000-6	SCR, SHC (10-32x.62)FEED ADJ PL	82
REF	REF	-	3-21000-4	SCR, SHC (10-32x.38)PIVOT BLOCK	81
2	2	-	3-21002-0	SCR, BHC (10-32x.88)SHEAR PL	80
REF	-	-	455745-1	GUARD, WINDOW	79
REF	-	-	679532-1	INSERT, GUARD	78
					77
					76
					75
					74
					73
REF	REF	-	458109-1	WASHER, FLAT (SPECIAL)	72
REF	REF	-	690517-1	SPACER	71
					70
					69
					68
					67
					66
					65
					64
					63
					62
					61
					60
					59
					58
					57
					56
					55
					54
					53
					52
					51
					50
					49
1	-	-	690501-3	CAM, POST FEED 1 1/8 ST	48
-	1	-	690501-4	CAM, POST-FEED 1 5/8 ST	47
					46
1	1	-	690191-1	PLUG, NYLON	45
1	1	-	455674-1	RAM	44
1	1	-	690125-1	WASHER, LAMINATED	43
1	1	-	1-690124-3	WASHER, RAM	42
1	1	-	7-21002-9	BOLT, CRIMPER (5/16-24x1.00)	41
					40
					39
					38
1	1	-	690223-2	SPACER, INSULATION DISC	37
1	1	-	354777-1	WIRE DISC, PLASTIC	36
1	1	-	22480-5	WASHER, SPRING	35
1	1	-	690212-1	POST, RAM	34
					33
					32
1	1	-	458980-2	APPLICATOR, BASIC (SUB ASSY)	31
					30
					29
1	1	-	3-690451-2	SPACER, STRIPPER	28
1	1	-	240639-1	STRIPPER	27
REF	REF	-	455676-1	PLATE, BASE	26
2	2	-	22354-8	DRAG, STUD	25
1	1	-	455678-2	PLATE, STRIP GUIDE	24
					23
2	2	-	4-22281-1	SPRING, DRAG	22
					21
1	1	-	454177-1	DRAG, STOCK	20
1	1	-	458030-4	GUIDE, STRIP (REAR)	19
1	1	-	458031-4	GUIDE, STRIP (FRONT)	18
REF	REF	-	454178-1	GUIDE, FEED ROD	17
REF	REF	-	4-22284-9	SPRING, FEED RETURN	16
					15
					14
					13
					12
1	1	-	240644-9	PLATE, REAR SHEAR	11
2	2	-	1-240645-1	SPACER, SHEAR PLATE	10
1	1	-	240642-1	PLATE, FRONT SHEAR	9
1	1	-	5-240654-8	ANVIL	8
1	1	-	240651-9	BLADE, SLUG	7
					6
					5
					4
					3
					2
					1
1	1	-	456430-2	CRIMPER, WIRE	1

1	1	1	-	240644-9	PLATE, REAR SHEAR	11
2	2	-	-	1-240645-1	SPACER, SHEAR PLATE	10
1	1	-	-	240642-1	PLATE, FRONT SHEAR	9
1	1	-	-	5-240654-8	ANVIL	8
1	1	-	-	240651-9	BLADE, SLUG	7
						6
						5
						4
						3
						2
						1



- 1 RECOMMENDED SPARE PARTS.
- 2 GREASE LIGHTLY.
- 3 GUARD MUST BE IN PLACE WHEN OPERATING APPLICATOR IN A BENCH MACHINE.
- 4 LUBRICATE DAILY USING NO. 20 MACHINE OIL.
- 5 ITEMS WITH QTY OF REF SPECIFIED (EXCEPT ITEMS 78 AND 79) ARE USED ON ITEM 32.
- 6 ITEM 78 USED WITH G TERMINATOR ONLY.

THIS DRAWING IS A CONTROLLED DOCUMENT.

DIMENSIONS: INCHES	TOLERANCES UNLESS OTHERWISE SPECIFIED:	APPROVED: J. REDDICK	DATE: 9/5/95	NAME: END FEED HDM APPLICATOR
0. PLC ± .005	1. PLC ± .002	PRODUCT SPEC		
2. PLC ± .001	3. PLC ± .0005	APPLICATION SPEC		
4. PLC ± .0002	ANGLES ± .001	SIZE: A1	SCALE: 1:1	RESTRICTED TO: -
MATERIAL: -	FINISH: -	WEIGHT: -	CUSTOMER DRAWING: -	SCALE: - SHEET 1 OF 1 REV E

Tyco Electronics Corporation
 Harrisburg, PA 17105-3608