

MDE Semiconductor, Inc.

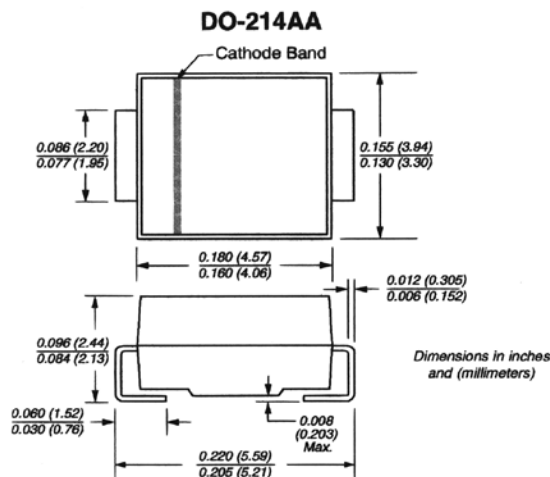
201 Shipyard Way, Unit C, Newport Beach, CA., USA 92663 Tel : 760-564-8656 • Fax : 760-564-2414
1-800-831-4881 Email: sales@mdesemiconductor.com Web: www.mdesemiconductor.com

MSMBSAC SERIES

LOW CAPACITANCE TRANSIENT VOLTAGE SUPPRESSOR VOLTAGE- 5.0 TO 50 Volts 500 Watt Peak Pulse Power

FEATURES

- Plastic package has Underwriters Laboratory Flammability Classification 94 V-O
- Glass passivated junction
- 500W Peak Pulse Power capability on 10/1000 μ s waveform
- Glass passivated junction
- Low incremental surge resistance
- Excellent clamping capability
- Repetition rate (duty cycle): 0.01%
- Fast response time: typically less than 1.0 ns from 0 volts to V(BV)
- Ideal for data line applications
- High temperature soldering guaranteed: 265°C/10 seconds/ .375", (9.5mm) lead length, 5lbs., (2.3kg) tension



MECHANICAL DATA

Case: JEDEC DO-15 Molded plastic over glass passivated junction
 Terminals: Solder plated axial leads, solderable per MIL-STD-750, Method 2026
 Polarity: Color band denoted positive end (cathode) except Bipolar
 Mounting Position: Any
 Weight: 0.003 ounces, 0.093 grams

Dimensions in inches (millimeters)

MAXIMUM RATINGS AND CHARACTERISTICS

Ratings at 25°C ambient temperature unless otherwise specified.

RATING	SYMBOL	VALUE	UNITS
Peak Pulse Power Dissipation on 10/1000 μ s waveform (NOTE 1, Fig.1)	P_{PPM}	Minimum 500	Watts
Peak Pulse Current of on 10/1000 μ s waveform (Note 1, Fig 3)	I_{PPM}	SEE TABLE 1	Amps
Steady State Power Dissipation at $T_L = 75^\circ\text{C}$ Lead lengths .375", 9.5mm	$P_{M(AV)}$	3.0	Watts
Operatings and Storage Temperature Range	T_J, T_{STG}	-55 +175	$^\circ\text{C}$

NOTES:

1. Non-repetitive current pulse, per Fig.3 and derated above $T_a=25^\circ\text{C}$ per Fig.2.

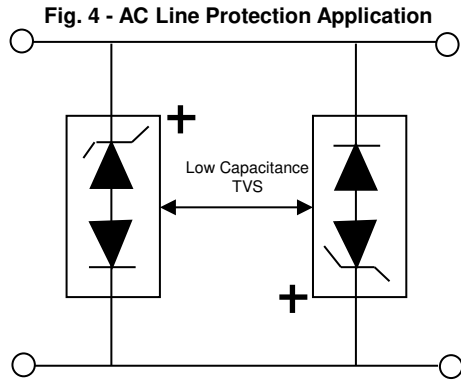
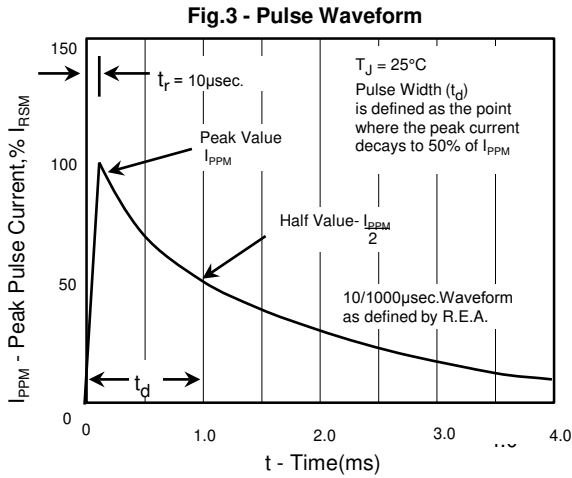
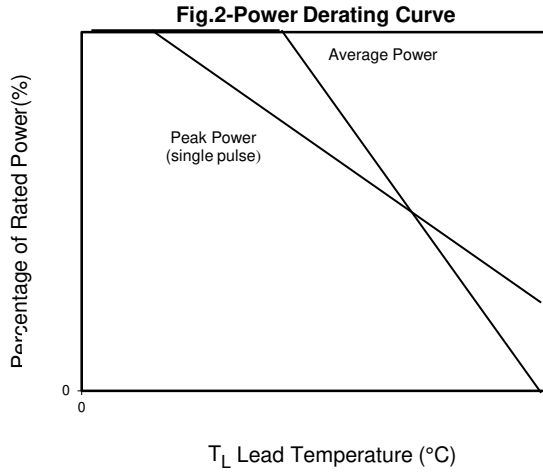
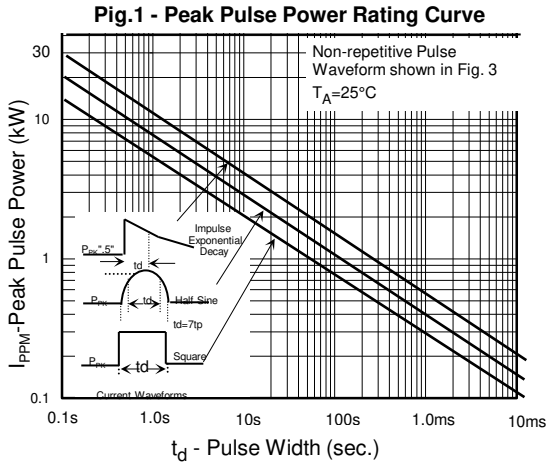
Certified RoHS Compliant
UL File # E223026

MDE Semiconductor, Inc.

201 Shipyard Way, Unit C, Newport Beach, CA., USA 92663 Tel : 760-564-8656 • Fax : 760-564-2414
 1-800-831-4881 Email: sales@mdesemiconductor.com Web: www.mdesemiconductor.com

RATINGS AND CHARACTERISTIC CURVES MSMBJSAC SERIES

$T_A=25^\circ\text{C}$ unless otherwise noted



Application Note: Device must be used with two units in parallel, opposite in polarity as shown in circuit for AC signal line protection.

MDE Semiconductor, Inc.

201 Shipyard Way, Unit C, Newport Beach, CA., USA 92663 Tel : 760-564-8656 • Fax : 760-564-2414
1-800-831-4881 Email: sales@mdesemiconductor.com Web: www.mdesemiconductor.com

500 Watt Low Capacitance TVS

PART NUMBER	REVERSE STANDOFF VOLTAGE VRWM (V)	BREAKDOWN VOLTAGE VBR (V) MIN. @ IT	MAXIMUM JUNCTION CAPACITANCE @ 0 VOLTS (pF)	WORKING INVERSE BLOCKING VOLTAGE VWIB (VOLTS)	MAXIMUM CLAMPING VOLTAGE @Ipp=5.0A Vc (V)	PEAK PULSE CURRENT Ipp (A)	REVERSE LEAKAGE @ VRWM IR (µA)	INVERSE BLOCKING LEAKAGE CURRENT @ VWIB IIB (Ma)
MSMBJSAC5.0	5.00	7.60	50	75	10.0	44.0	300	1
MSMBJSAC6.0	6.00	7.90	50	75	11.2	41.0	300	1
MSMBJSAC7.0	7.00	8.33	50	75	12.6	38.0	300	1
MSMBJSAC8.0	8.00	8.89	50	75	13.4	36.0	100	1
MSMBJSAC8.5	8.50	9.44	50	75	14.0	34.0	50	1
MSMBJSAC10	10.00	11.10	50	75	16.3	29.0	5	1
MSMBJSAC12	12.00	13.30	50	75	19.0	25.0	5	1
MSMBJSAC15	15.00	16.70	50	75	23.6	20.0	5	1
MSMBJSAC18	18.00	20.00	50	75	28.8	15.0	5	1
MSMBJSAC22	22.00	24.40	50	75	35.4	14.0	5	1
MSMBJSAC26	26.00	28.90	50	75	42.3	11.1	5	1
MSMBJSAC30	30.00	33.30	50	75	48.6	10.0	5	1
MSMBJSAC36	36.00	40.00	50	75	60.0	8.6	5	1
MSMBJSAC45	45.00	50.00	50	150	77.0	6.8	5	1
MSMBJSAC50	51.00	55.50	50	150	88.0	5.8	5	1

Certified RoHS Compliant
UL File # E223026