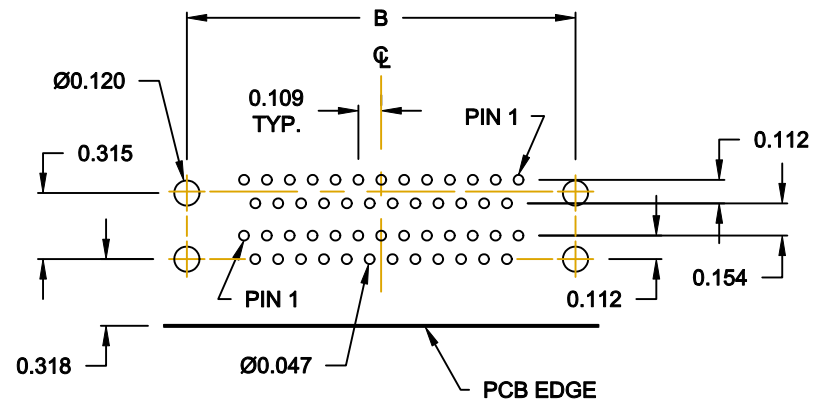
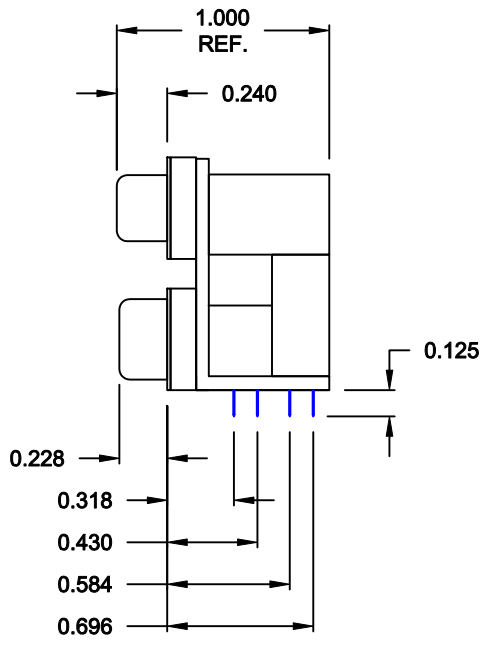
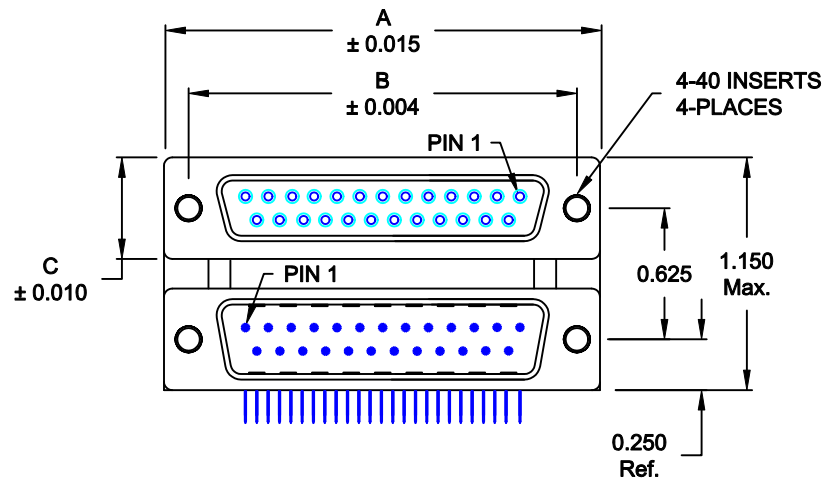


DESCRIPTION: 0.625 CENTER DUAL PORT D-SUB - FEMALE OVER MALE

25 PIN SHOWN

| DIMENSIONS (IN.) | | | | |
|------------------|-------|-------|-------|-------|
| | 9 | 15 | 25 | 37 |
| A | 1.204 | 1.535 | 2.078 | 2.724 |
| B | 0.984 | 1.312 | 1.850 | 2.500 |
| C | 0.494 | 0.494 | 0.494 | 0.494 |



RECOMMENDED PCB LAYOUT

SPECIFICATION:

MATERIAL:

- SHELL: STEEL, NICKEL PLATED
- INSULATOR: UL 94V-0 RATED, BLACK PA9T, 260° PROCESS TEMP.
- CONTACTS: BRASS
- CONTACT PLATING: GOLD PLATING ENTIRE CONTACT

ELECTRICAL:

- INSULATOR RESISTANCE: 1,000 Ohms Min.
- DIELECTRIC STRENGTH: 1,000VAC RMS
- CURRENT RATING: 5 AMPS
- OPERATING TEMPERATURE: -55° C TO 105° C

189-YYY-313R451

SERIES

POSITIONS

- 009
- 015
- 025
- 037

GENDER

- 31 = FEMALE OVER MALE
- 41 = MALE OVER FEMALE
- 51 = FEMALE OVER FEMALE
- 61 = MALE OVER MALE

SHELL PLATING

- 3 = NICKEL

RoHS COMPLIANT (HIGH TEMP. PROCESS)

HARDWARE OPTIONS

- 45 = 4-40 INSERTS/METAL BRACKET

PLATING OPTIONS

- 1 = GOLD FLASH (ENTIRE CONTACT)
- A = 30u" GOLD MATING AREA/GOLD FLASH TAILS
- 9 = 30u" GOLD MATING AREA/TIN TAILS

DO NOT SCALE FROM DRAWING

| | | | |
|------------------|---|----------------------------|-----------------------|
| | THESE DRAWINGS AND SPECIFICATIONS ARE THE PROPERTY OF NorComp AND SHALL NOT BE REPRODUCED, COPIED OR USED AS THE BASIS FOR THE MANUFACTURE OR SALE OF APPARATUS WITHOUT WRITTEN PERMISSION. | DRAWN: C. SMITH | DATE: 03-30-07 |
| | | CHECKED: | DATE: |
| <h1>NorComp</h1> | SCALE: 1:1 | SHEET 1 OF 1 | REV 5 |
| | DWG NO. 189-YYY-313R451 | | |

RoHS COMPLIANT