


# SCF5432

## 5.4 mm x 3.2 mm Surface mount self-control fuse



### Product features

- Surface mount, 3 terminal fuse
- Provides overcurrent and overcharging protection
- Integrated thermal element provides triggerable operation
- Ideal for battery powered electronics
- A unique fusible device provides fast acting performance
- Moisture sensitivity level (MSL): 1

### Applications

- Notebook and laptop computing
- Handheld electric power tools
- Battery powered household appliances

### Agency information

cURus recognition file number:  
E19180, Guide JDYX2 and JDYX8




### Environmental compliance

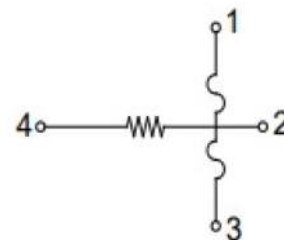
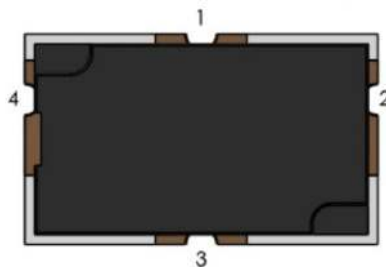


### Ordering part number

**SCF5432- 12 -01**



### Equivalent circuit diagram



Powering Business Worldwide

### Electrical characteristics

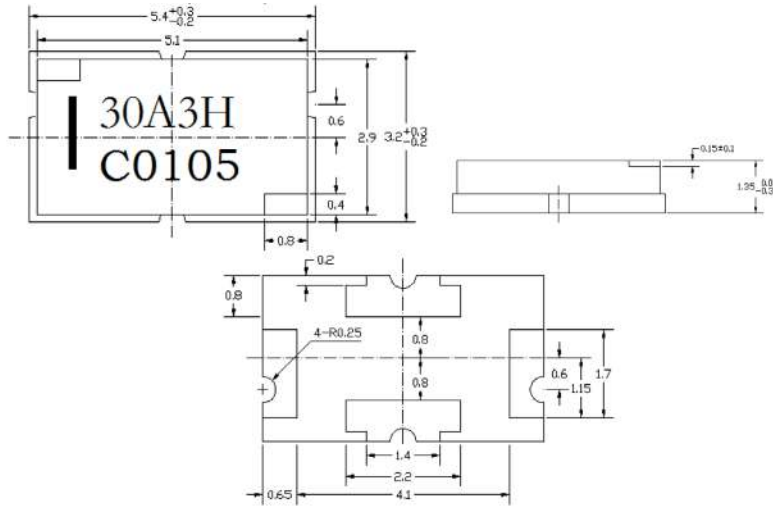
Condition of test	Opening time
100% of current rating	1 hour minimum
200% of current rating	60 seconds maximum
Operating voltage	60 seconds maximum

### Product specifications

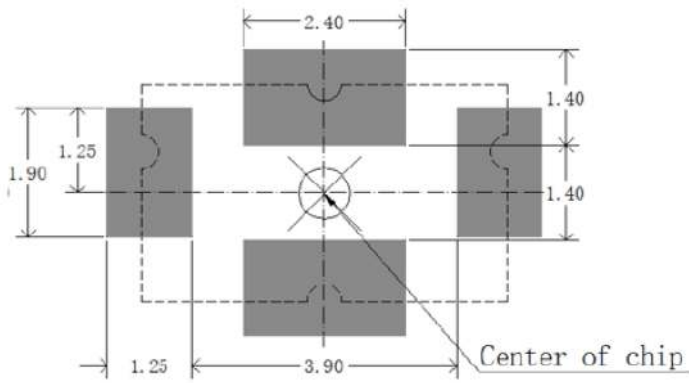
Part number	Current rating (A)	Voltage rating <sup>1</sup> (Vdc)	Heater DCR (Ω)	Operating voltage (V)	Breaking capacity (A)	Fuse DCR (mΩ)	Applicable cells in series	Part Marking	Agency approval cURus
SCF5432-12-01	12	36	1.4 - 2.4	4.0 - 7.0	50	1.5 - 3.5	1	12A1H	√
SCF5432-12-02	12	36	1.8 - 3.2	4.0 - 9.0	50	1.5 - 3.5	2	12A2H	√
SCF5432-12-03	12	36	5.5 - 9.1	7.4 - 13.8	50	1.5 - 3.5	3	12A3H	√
SCF5432-12-04	12	36	11.0 - 18.4	10.5 - 19.6	50	1.0 - 3.5	4	12A4H	√
SCF5432-12-05	12	36	17.0 - 34.0	14.4 - 23.5	50	1.0 - 3.0	5	12A5H	√
SCF5432-12-13	12	62	110 - 200	36.4 - 59.8	50	1.0 - 3.0	13	12A5H2	
SCF5432-12-14	12	62	120 - 220	42 - 62.0	50	1.0 - 3.5	14	12A5H10	
SCF5432-15-03	15	36	5.5 - 8.3	7.4 - 13.8	50	1.0 - 3.0	3	15A3H	√
SCF5432-15-04	15	36	11.0 - 17.0	10.5 - 19.6	50	1.0 - 3.0	4	15A4H	√
SCF5432-15-05	15	36	17.3 - 25.9	14.4 - 23.5	50	1.0 - 3.0	5	15A5H	√
SCF5432-15-06	15	36	22.8 - 46.0	17.3 - 28.20	50	1.0 - 3.0	6	15A5H3	
SCF5432-30-01	30	62	1.0 - 1.5	4.0 - 4.7	80	0.5 - 2.5	1	30A1H	√
SCF5432-30-02	30	62	1.8 - 3.1	6.6 - 9.0	80	0.5 - 2.5	2	30A2H	√
SCF5432-30-03	30	62	4.2 - 7.1	9.9 - 13.5	80	0.5 - 2.5	3	30A3H	√
SCF5432-30-04	30	62	7.7 - 12.9	13.4 - 18.4	80	0.5 - 2.5	4	30A4H	√
SCF5432-30-05	30	62	12.6 - 21.0	17.1 - 23.5	80	0.5 - 2.5	5	30A5H	√
SCF5432-30-06	30	62	17.0 - 27.6	19.8 - 27.0	80	0.5 - 2.5	6	30A7H3	
SCF5432-30-07	30	62	22.6 - 37.7	23.0 - 31.5	80	0.5 - 2.5	6-7	30A7H	√
SCF5432-30-08	30	62	31.0 - 47.0	26.5 - 36.0	80	0.5 - 2.5	7-8	30A7H2	
SCF5432-30-10	30	62	63.75 - 86.25	34.2 - 46.9	80	0.5 - 2.5	9-10	30A10H	√
SCF5432-30-13	30	62	78.0 - 146.7	45.2 - 58.5	80	0.5 - 2.5	13	30A10H4	
SCF5432-30-14	30	62	109.9 - 173.0	45.2 - 62.0	80	0.5 - 2.5	12-14	30A14H	√

1. Rated voltage is the maximum voltage that the fuse can block, not the action voltage of the heater assembly

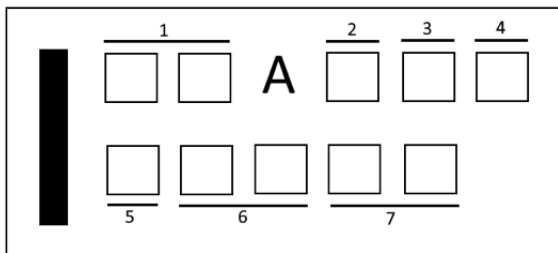
**Dimensions- mm**  
 Drawing not to scale



**Recommended pad layout**



**Part marking**



1. Rated current: 12A, 15A, 30A
2. Number related to series number
3. Length width size code: H: 5.4 x 3.2 mm
4. Extension for (2)
5. Year: D: 2018; E: 2019.....
6. Week of year: 01, 02.....52
7. Running number: 01, 02.....

### General specifications

Operating temperature: -20 °C to +60 °C

Storage temperature: -10 °C to +40 °C < 90% RH

Storage duration: 1 year

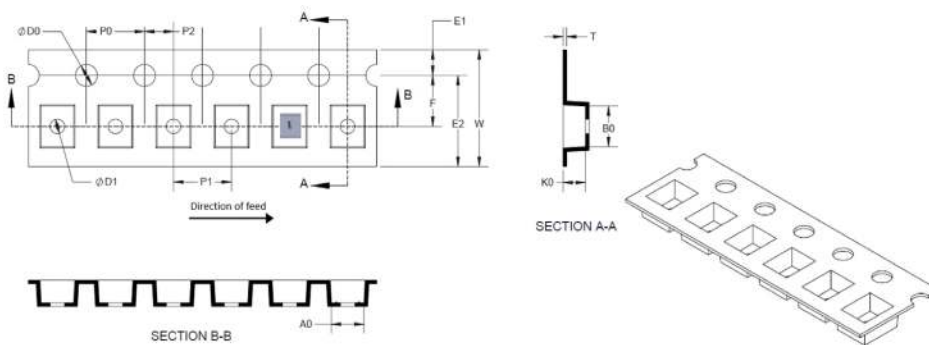
High temperature: +105 °C @ 1000 hours

Humidity: +85 °C @ 85% RH @ 500 hours

Low temperature: -40 °C @ 500 hours

### Packaging information- mm

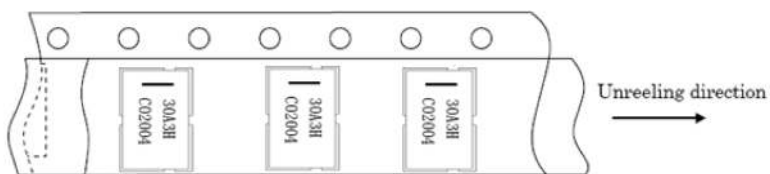
Supplied in tape and reel packaging, 5000 parts per 13" diameter reel. (EIA-481 compliant)



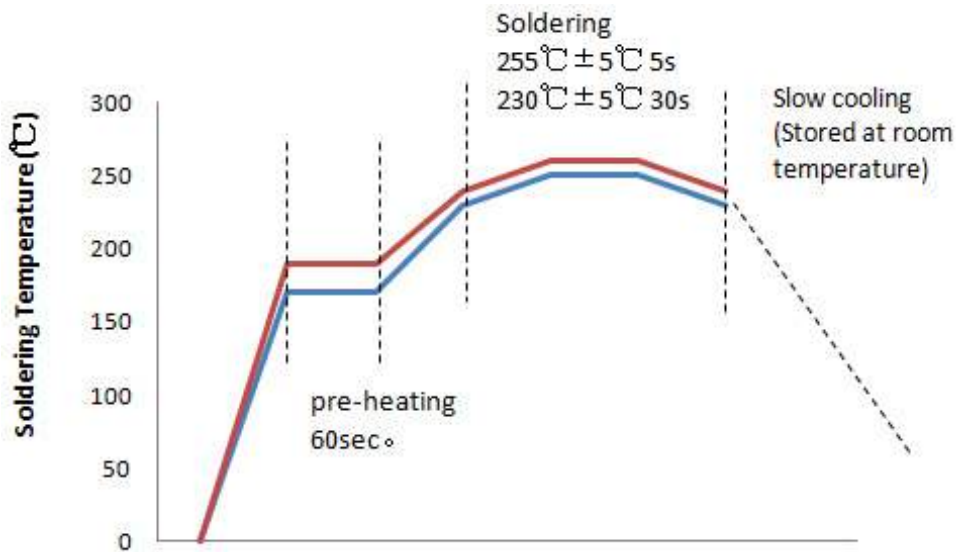
Code	(mm)
E1	1.75 ± 0.10
F	5.50 ± 0.10
P2	2.00 ± 0.1
D0	1.50 + 0.1/-0
D1	1.50 + 0.1/-0
P0	4.00 ± 0.10
10P0	40.0 ± 0.20
W	12.00 ± 0.30
P	8.00 ± 0.10
A0	3.80 ± 0.10
B0	5.6 ± 0.10
K0	1.5 ± 0.10
T	0.30 ± 0.05

### Direction of taping

The direction shall be seen from the top cover tape side



Solder reflow profile



Life Support Policy: Eaton does not authorize the use of any of its products for use in life support devices or systems without the express written approval of an officer of the Company. Life support systems are devices which support or sustain life, and whose failure to perform, when properly used in accordance with instructions for use provided in the labeling, can be reasonably expected to result in significant injury to the user.

Eaton reserves the right, without notice, to change design or construction of any products and to discontinue or limit distribution of any products. Eaton also reserves the right to change or update, without notice, any technical information contained in this bulletin.

**Eaton**  
**Electronics Division**  
1000 Eaton Boulevard  
Cleveland, OH 44122  
United States  
Eaton.com/electronics

© 2022 Eaton  
All Rights Reserved  
Printed in USA  
Publication No. ELX1134 BU-ELX21142  
January 2022

Eaton is a registered trademark.

All other trademarks are property of their respective owners.

Follow us on social media to get the latest product and support information.

