

NOTES:

1. MATERIALS AND FINISHES:  
 BODY - PHOSPHOR BRONZE, NICKEL PLATING (.0001" THICK)  
 CONTACT - BRASS, GOLD PLATING (.00003" THICK)  
 FERRULE - COPPER, NICKEL PLATING (.0001" THICK)  
 INSULATOR - PTFE

2. ELECTRICAL:  
 A. IMPEDANCE: 75 OHM  
 B. FREQUENCY RANGE: DC - 4 GHz  
 C. VSWR: 1.3 MAX.  
 D. DIELECTRIC WITHSTANDING VOLTAGE: 1500 VRMS, MIN.

3. MECHANICAL:  
 A. DURABILITY: 500 CYCLES MIN.  
 B. TEMPERATURE RANGE: -65° C TO +165° C

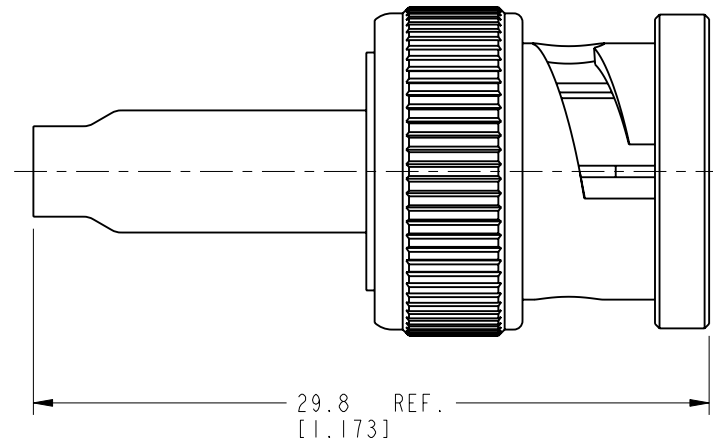
4. FERRULE TO BE CRIMPED WITH A .178" HEX DIE  
 CONTACT TO BE CRIMPED WITH A .042" SQUARE DIE  
 OR A 8 PT CRIMPER AMPHENOL NUMBER 227-T1200

5. SHOWS CABLE ENTRY DIMENSIONS.

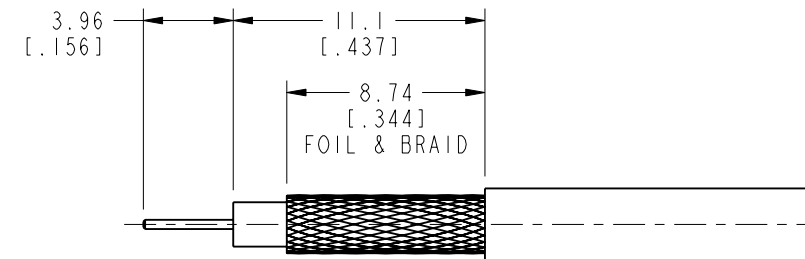
THIRD ANGLE PROJ.

REVISIONS

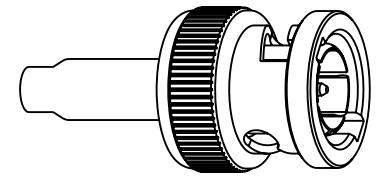
REV	DESCRIPTION	DATE	ECO	APPR
A	RELEASE TO MFG	4/10/06	45950	MY
B	NOTE 4 SHT 2 'OR A 12 POINT CENTER CONTACT INDENTOR TOOL'	5/11/06	46083	CPM
C	NOTE 4 '8 PT CRIMPER AMPHENOL NUMBER CTL-T1200'	8/6/07	46681	TC
D	SEE SHEET 1	11/26/09	47894	SH
E	227-T1200 WAS CTL-T1200\RD-DM110704011	15-Jul-11	48649	DH
F	STAMP WAS CHANGED\RD-DM110825011	05-Sep-11	48757	SH
G	1.4 REF. WAS 4.06 REF.\RD-DM161014011	21-Oct-16	2121	SH



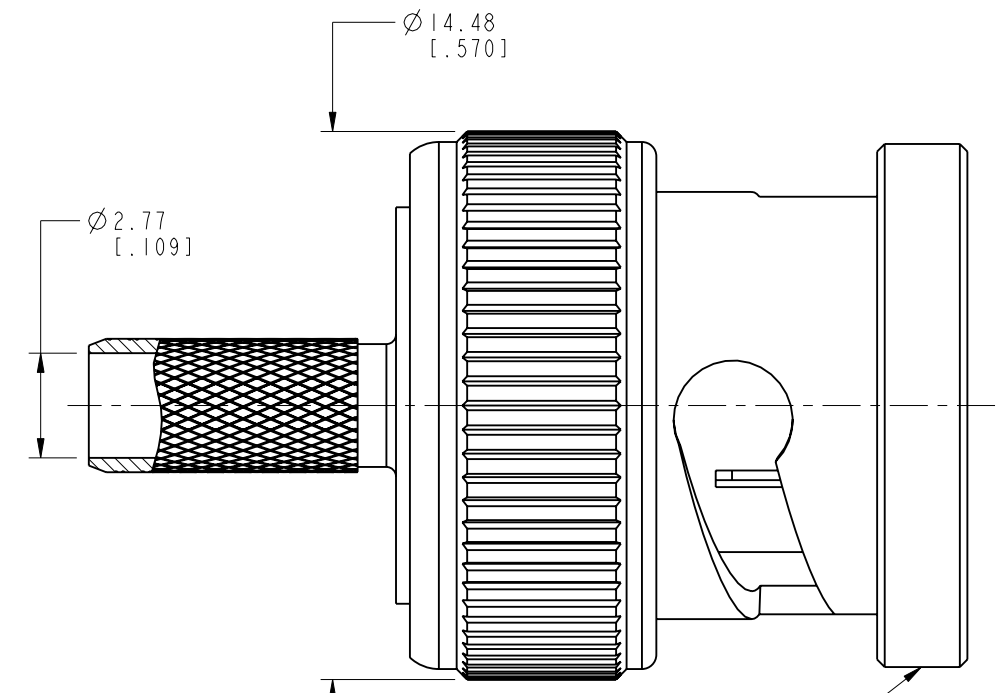
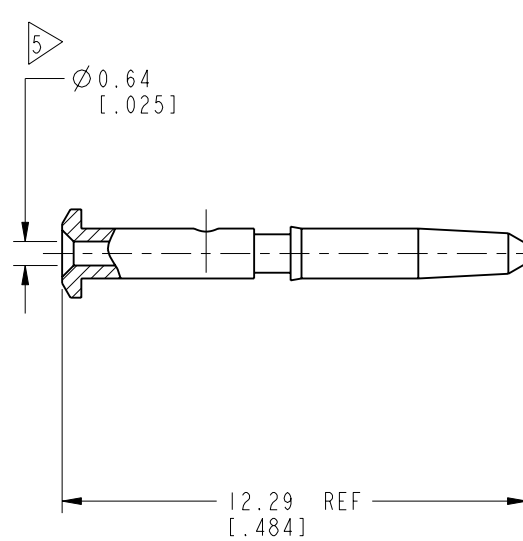
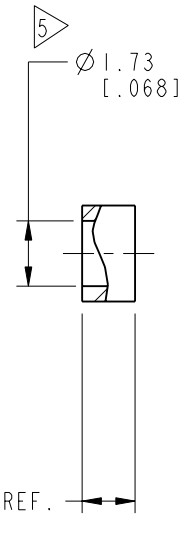
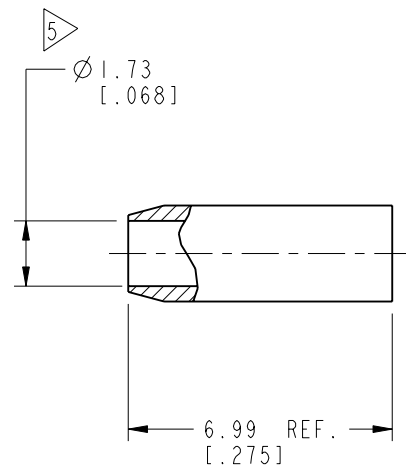
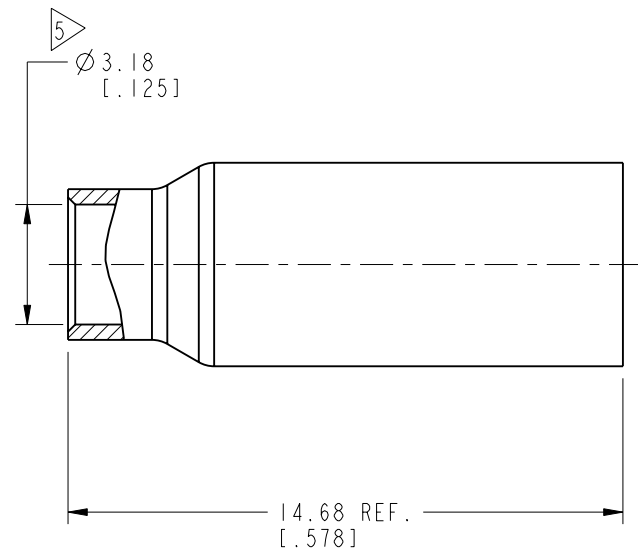
AFTER ASSEMBLY DIMENSIONS



RECOMMENDED  
CABLE STRIPPING DIMENSIONS



SCALE 1.500



STAMP: APH 31-80106 WWYY  
 DATE CODE

**CUSTOMER OUTLINE DRAWING**

ALL OTHER SHEETS ARE FOR INTERNAL USE ONLY

UNLESS OTHERWISE SPECIFIED, DIMENSIONS ARE IN METRIC AND TOLERANCES ARE:  
 <0.5mm ±0.05mm    0.5 - 6mm ±0.1mm    6 - 30mm ±0.2mm    30 - 120mm ±0.3mm    ANGLES ±1°

NOTICE - These drawings, specifications, or other data (1) are, and remain the property of Amphenol corp. (2) must be returned upon request; and (3) are confidential and not to be disclosed to any person other than those to whom they are given by Amphenol Corp. the finishing of these drawings, specifications, or other data by Amphenol Corp., or to any other person to anyone for any purpose is not to be regarded by implication or otherwise in any manner licensing, granting rights to permitting such holder or any other person to manufacture, use or sell any product, process or design, patented or otherwise, that may in any way be related to or disclosed by said drawings, specifications, or other data.

MATERIAL  
SEE NOTE

REFERENCE  
EAR # 1674    AND    611x-3996

CONFIGURATION LEVEL: In Work

FINISH

DRAWN  
TANGOR

ENGINEER  
G. ANTONINI

APPROVED  
S. HSIEH

CAD FILE

DATE  
21-Oct-16

DATE  
03-Mar-05

DATE  
21-Oct-16

TITLE  
75 OHM BNC PLUG  
FOR RG-174 CABLE

SCALE: 5.0:1.0    SHEET 2 OF 2

DWG SIZE  
B

REV  
G

Amphenol RF  
Danbury CT USA, Tainan, Taiwan, Shenzhen, China  
www.amphenolrf.com

DRAWING NO. 31-80106

ITEM NO. 31-80106

PART NO. 31-80106