

1981568-1 ✓ ACTIVE

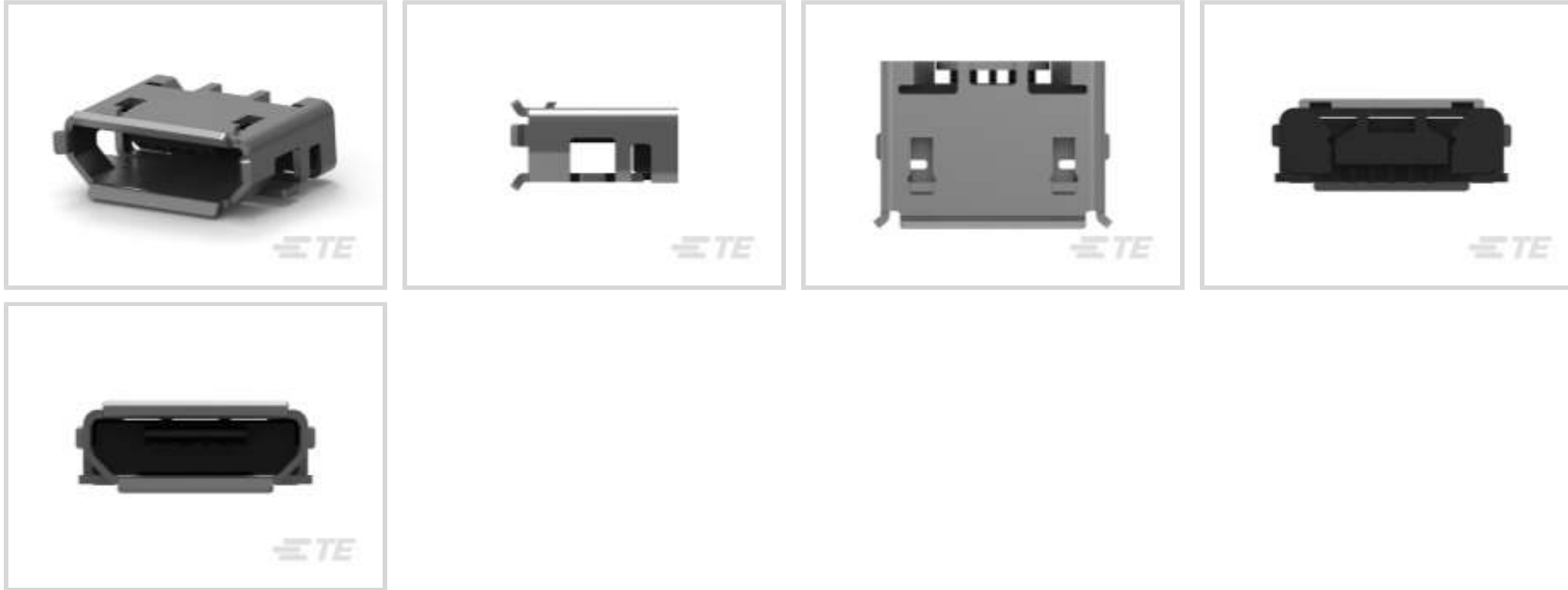


TE Internal #: 1981568-1

USB Connectors, B, 2.0, Micro Profile, Receptacle, 1 Port, Top, Right Angle, Tape & Reel, Offset, Surface Mount, Cable-to-Board, Flange, 10000

[View on TE.com >](#)

Connectors > Audio & Video Connectors > USB Connectors



USB Adapter Type: **B**

USB Version: **2.0**

Connector Profile: **Micro**

Connector & Housing Type: **Receptacle**

Number of Ports: **1**

## Features

### Product Type Features

Integral Locking Latch	Without
USB Adapter Type	B
USB Version	2.0
Connector & Housing Type	Receptacle
Connector System	Cable-to-Board
Connector & Contact Terminates To	Printed Circuit Board
USB Connector Type	Micro USB 2.0 Type-B

### Configuration Features

Number of Ports	1
Number of Positions	5

### Body Features

Offset	0 mm
Shell Plating Finish	Bright
Shell Plating Material	Reflowed Tin over Nickel

Connector Profile	Micro
-------------------	-------

### Contact Features

Contact Mating Area Plating Material Thickness	.76 $\mu\text{m}$ [29.52 $\mu\text{in}$ ]
Contact Mating Area Plating Material	Gold
Contact Current Rating (Max)	1.8 A

### Termination Features

Termination Post & Tail Length	.75 mm[.03 in]
Termination Method to Printed Circuit Board	Surface Mount

### Mechanical Attachment

Locking Feature	Without
PCB Mount Location	Top
PCB Connector Seating	Offset
PCB Mount Retention Type	SMT Hold-Down
Panel Mount Feature Type	Flange
Connector Mounting Type	Board Mount

### Housing Features

Housing Material	Thermoplastic
Housing Color	Black
Body Orientation	Right Angle
Centerline (Pitch)	.65 mm[.025 in]

### Dimensions

PCB Thickness (Recommended)	.8 – 1. mm[.031 – .039 in]
-----------------------------	----------------------------

### Usage Conditions

Soldering Temperature (Max)	260 $^{\circ}\text{C}$ [500 $^{\circ}\text{F}$ ]
Mating Cycles (Max)	10000
Operating Temperature Range	-30 – 85 $^{\circ}\text{C}$ [-22 – 185 $^{\circ}\text{F}$ ]

### Operation/Application

Halogen Free	No
Assembly Process Feature	Without Pick and Place Cover
Circuit Application	Power & Signal

### Industry Standards

Test Identification (TID)	60001336
---------------------------	----------



Moisture Sensitivity Level	1
Industry Standard	USB 2.0
UL Flammability Rating	UL 94V-0

### Packaging Features

Packaging Quantity	1000
Packaging Method	Tape & Reel

### Product Compliance


[For compliance documentation, visit the product page on TE.com>](#)

EU RoHS Directive 2011/65/EU	Compliant
EU ELV Directive 2000/53/EC	Compliant
China RoHS 2 Directive MIIT Order No 32, 2016	No Restricted Materials Above Threshold
EU REACH Regulation (EC) No. 1907/2006	Current ECHA Candidate List: JUNE 2023 (235) Candidate List Declared Against: JUNE 2023 (235) Does not contain REACH SVHC
Halogen Content	Low Halogen - Br, Cl, F, I < 900 ppm per homogenous material. Also BFR/CFR/PVC Free
Solder Process Capability	Reflow solder capable to 245°C

#### Product Compliance Disclaimer

This information is provided based on reasonable inquiry of our suppliers and represents our current actual knowledge based on the information they provided. This information is subject to change. The part numbers that TE has identified as EU RoHS compliant have a maximum concentration of 0.1% by weight in homogenous materials for lead, hexavalent chromium, mercury, PBB, PBDE, DBP, BBP, DEHP, DIBP, and 0.01% for cadmium, or qualify for an exemption to these limits as defined in the Annexes of Directive 2011/65/EU (RoHS2). Finished electrical and electronic equipment products will be CE marked as required by Directive 2011/65/EU. Components may not be CE marked. Additionally, the part numbers that TE has identified as EU ELV compliant have a maximum concentration of 0.1% by weight in homogenous materials for lead, hexavalent chromium, and mercury, and 0.01% for cadmium, or qualify for an exemption to these limits as defined in the Annexes of Directive 2000/53/EC (ELV). Regarding the REACH Regulation, the information TE provides on SVHC in articles for this part number is based on the latest European Chemicals Agency (ECHA) 'Guidance on requirements for substances in articles' posted at this URL: <https://echa.europa.eu/guidance-documents/guidance-on-reach>

### Customers Also Bought



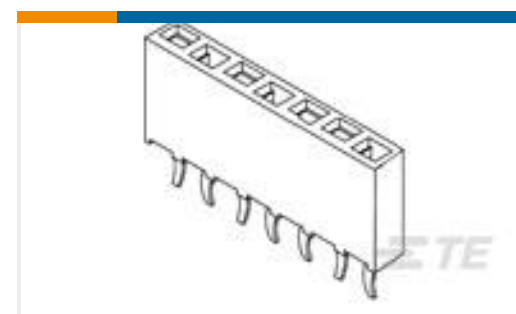
TE Part #1-84982-6  
1MM FFC SMT V ASSY 16P EMBOSS



TE Part #338070-6  
MICRO-MATCH FEM.SE



TE Part #2293156-5  
ZSFP+ 1X6 CAGE ASSY, PRESS-FIT, HS




TE Part #215298-5  
5P HV100 REC CON. TE, 7.0MM,TIN



TE Part #1-2342076-9  
19POS HDR 90 DEG,HT,3.5MM PITCH,  
TL1.9MM



TE Part #2294667-5  
SFP+ 1X1 CAGE ASSEMBLY, SOLDER  
TAIL



TE Part #1-2314790-1  
ZQSFP+ 2X1 BELLY TO BELLY  
CAGE&CONN



TE Part #2297082-4  
1X6 CAGE ASSEMBLY, BEHIND  
BEZEL, W/ LP



TE Part #2159965-1  
CA, 2POS ET TO RING TONGUE

## Documents

### Product Drawings

MICRO USB, TYPE B,

English

### CAD Files

3D PDF

3D

Customer View Model

[ENG\\_CVM\\_CVM\\_1981568-1\\_H.2d\\_dxf.zip](#)

English

Customer View Model

[ENG\\_CVM\\_CVM\\_1981568-1\\_H.3d\\_igs.zip](#)

English

Customer View Model

[ENG\\_CVM\\_CVM\\_1981568-1\\_H.3d\\_stp.zip](#)

English

By downloading the CAD file I accept and agree to the [Terms and Conditions](#) of use.

### Datasheets & Catalog Pages



### Products for Mobile Equipment

English

#### USB Quick Reference Guide (English)

English

#### 5-1773464-3\_Quick\_Reference\_Guide\_Micro\_USB\_Connectors

English

---

### Product Specifications

#### Product Specification

Japanese

---

### Product Environmental Compliance

#### Product Compliance Document

English

#### Product Compliance Document

English

---

### Instruction Sheets

#### Instruction Sheet (non U.S.)

Japanese