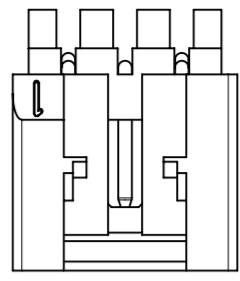
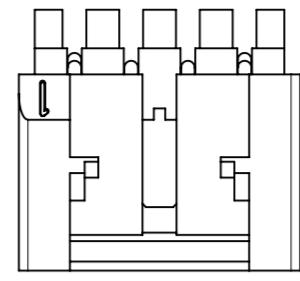


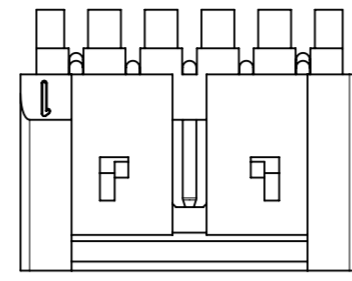
2CIRCUIT



3CIRCUIT

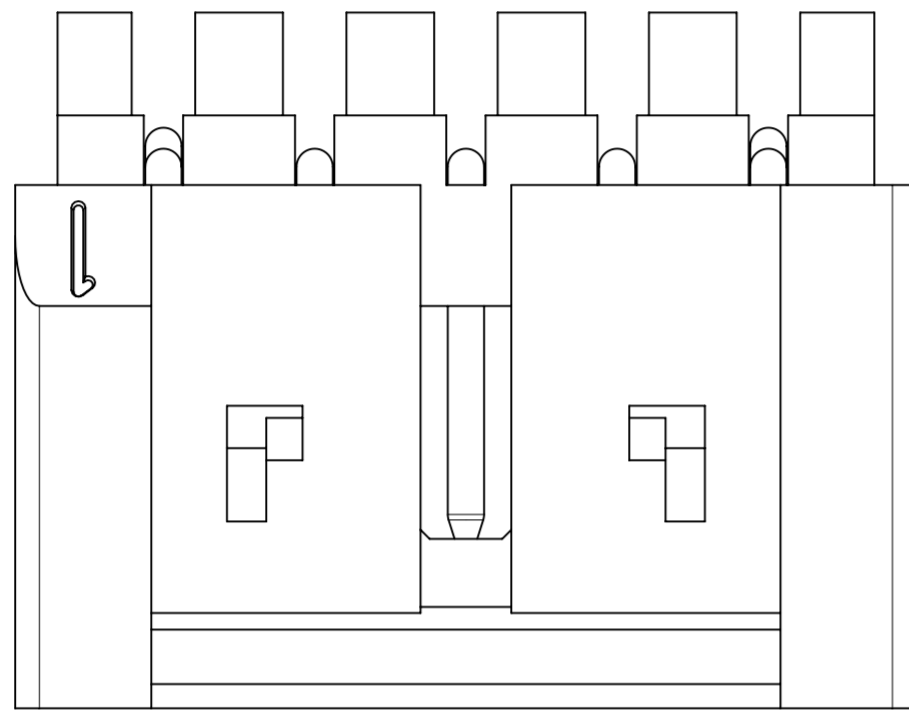


4CIRCUIT

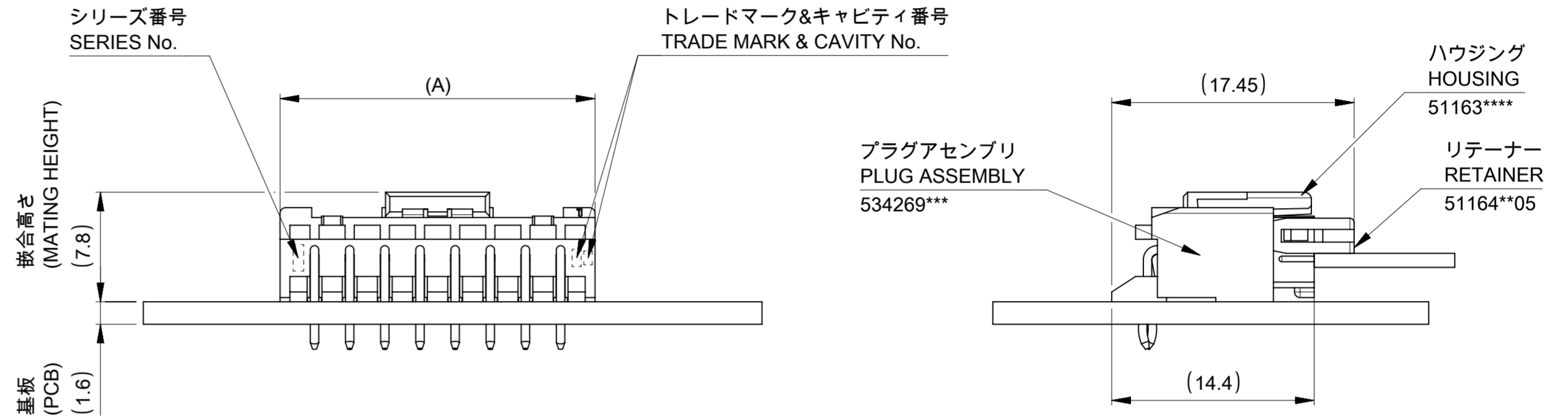


5~15CIRCUIT

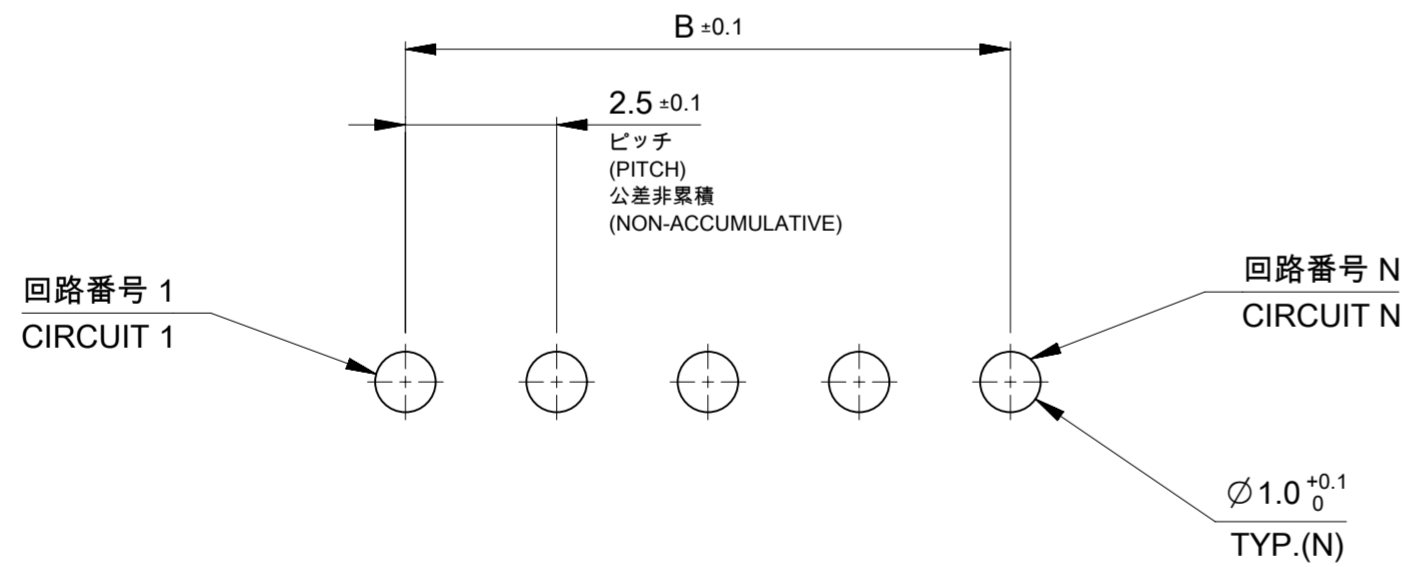
ロック形状図
LOCK CONFIGURATION



製品レイアウト
PRODUCT LAYOUT



嵌合図
MATED CONNECTORS



基板取付穴推奨寸法(マウント面)
RECOMMENDED PCB HOLE DIMENSION
(MOUNTING SIDE), (t=1.6)

黒 BLACK	ナチュラル(白) NATURAL (WHITE)	HSG COLOR
534269151	534269150	15
534269141	534269140	14
534269131	534269130	13
534269121	534269120	12
534269111	534269110	11
534269101	534269100	10
534269091	534269090	9
534269081	534269080	8
534269071	534269070	7
534269061	534269060	6
534269051	534269050	5
534269041	534269040	4
534269031	534269030	3
534269021	534269020	2
発注番号 ORDER NO.		極数 CIRCUIT SIZE

THIS DRAWING CONTAINS INFORMATION THAT IS PROPRIETARY TO MOLEX ELECTRONIC TECHNOLOGIES, LLC AND SHOULD NOT BE USED WITHOUT WRITTEN PERMISSION									
DIMENSION UNITS	SCALE	CURRENT REV DESC:							
mm	NTS	<p>molex</p> <p>MINI-LOCK 2.5 W/B SINGLE ROW RIGHT ANGLE PLUG ASSEMBLY</p> <p>PRODUCT CUSTOMER DRAWING</p>							
GENERAL TOLERANCES (UNLESS SPECIFIED)									
ANGULAR TOL	± 3.0°								
4 PLACES	± 0.2								
3 PLACES	± 0.2								
2 PLACES	± 0.2	EC NO: 652870	2023/03/27	<p>DOCUMENT NUMBER</p> <p>534260000-SD</p> <p>DOC TYPE DOC PART REVISION</p> <p>PSD 001 B</p>					
1 PLACE	± 0.2	DRWN: MIKEDA01	2023/05/11						
0 PLACES	± 0.2	CHK'D: SAKIYAMA	2020/11/18						
DRAFT WHERE APPLICABLE MUST REMAIN WITHIN DIMENSIONS		APPR: AIDA	2023/05/15						
THIRD ANGLE PROJECTION		INITIAL REVISION:	DRAWING		SERIES	MATERIAL NUMBER	CUSTOMER	SHEET NUMBER	
		DRWN: RWATANABE01	2020/11/18	A2-SIZE	53426	3	GENERAL	2 OF 2	