

1969442-6 ✓ ACTIVE




Economy Power 2.5

TE Internal #: 1969442-6

Housing, Receptacle, Wire-to-Board, 6 Position, .098 in [2.5 mm]
Centerline, Crimp, 1 Row, Natural, Mating Retention, Wire & Cable,
Economy Power 2.5

[View on TE.com >](#)

Connectors > PCB Connectors > Wire-to-Board Connectors > Wire-to-Board Connector Assemblies & Housings



Connector Product Type: **Housing**

Connector & Housing Type: **Receptacle**

Connector System: **Wire-to-Board**

Number of Positions: **6**

Centerline (Pitch): **2.5 mm [.098 in]**

Features

Product Type Features

| | |
|-----------------------------------|---------------|
| Connector Product Type | Housing |
| Connector & Housing Type | Receptacle |
| Connector System | Wire-to-Board |
| Sealable | No |
| Connector & Contact Terminates To | Wire & Cable |

Configuration Features

| | |
|---------------------|---|
| Number of Positions | 6 |
| Number of Rows | 1 |

Electrical Characteristics

| | |
|-------------------|---------|
| Operating Voltage | 250 VAC |
|-------------------|---------|

Body Features

| | |
|-----------------------|---------|
| Primary Product Color | Natural |
|-----------------------|---------|

Contact Features

| | |
|--|--|
| | |
|--|--|



| | |
|------------------------------|--------------|
| Contact Type | Socket |
| Contact Base Material | Copper Alloy |
| Contact Current Rating (Max) | 4.5 A |

Termination Features

| | |
|------------------------------------|-------|
| Termination Method to Wire & Cable | Crimp |
|------------------------------------|-------|

Mechanical Attachment

| | |
|-------------------------|----------------------------|
| Strain Relief | Without |
| Panel Mount Feature | Without |
| PCB Mount Retention | Without |
| Mating Retention Type | Latch |
| Mating Retention | With |
| Connector Mounting Type | Cable Mount (Free-Hanging) |

Housing Features

| | |
|-----------------------------|------------------|
| Housing Entry Configuration | Both Ends Closed |
| Housing Material | Nylon - GF |
| Centerline (Pitch) | 2.5 mm[.098 in] |

Dimensions

| | |
|------------------|---------------------------|
| Connector Length | 17.3 mm[.681 in] |
| Connector Height | 8 mm[.315 in] |
| Connector Width | 9.58 mm[.377 in] |
| Wire Size | .13 – .33 mm ² |

Usage Conditions

| | |
|-----------------------------|----------------------------|
| Operating Temperature Range | -55 – 105 °C[-67 – 221 °F] |
|-----------------------------|----------------------------|

Operation/Application

| | |
|---------------------|-------|
| Circuit Application | Power |
|---------------------|-------|

Industry Standards

| | |
|------------------------|-------------------------------|
| Glow Wire Rating | Standard Part - Not Glow Wire |
| UL Flammability Rating | UL 94V-0 |

Packaging Features

| | |
|--------------------|-----|
| Packaging Quantity | 500 |
| Packaging Method | Bag |



Product Compliance

[For compliance documentation, visit the product page on TE.com>](#)

| | |
|---|---|
| EU RoHS Directive 2011/65/EU | Compliant |
| EU ELV Directive 2000/53/EC | Compliant |
| China RoHS 2 Directive MIIT Order No 32, 2016 | No Restricted Materials Above Threshold |
| EU REACH Regulation (EC) No. 1907/2006 | Current ECHA Candidate List: JUNE 2023 (235) Candidate List Declared Against: JUNE 2023 (235) Does not contain REACH SVHC |
| Halogen Content | Not Low Halogen - contains Br or Cl > 900 ppm. |
| Solder Process Capability | Not applicable for solder process capability |

Product Compliance Disclaimer


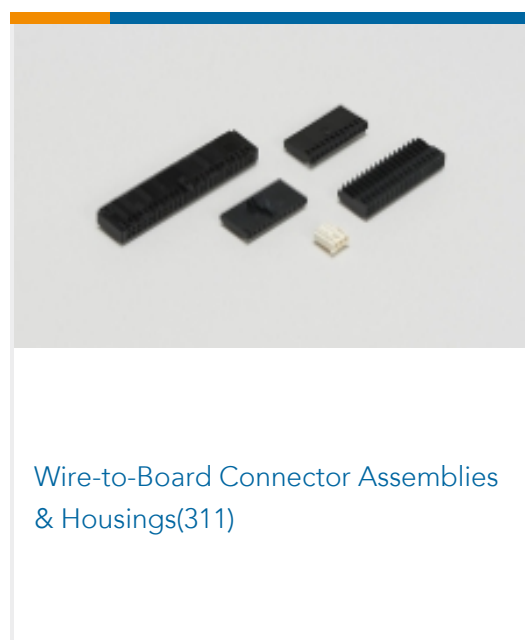
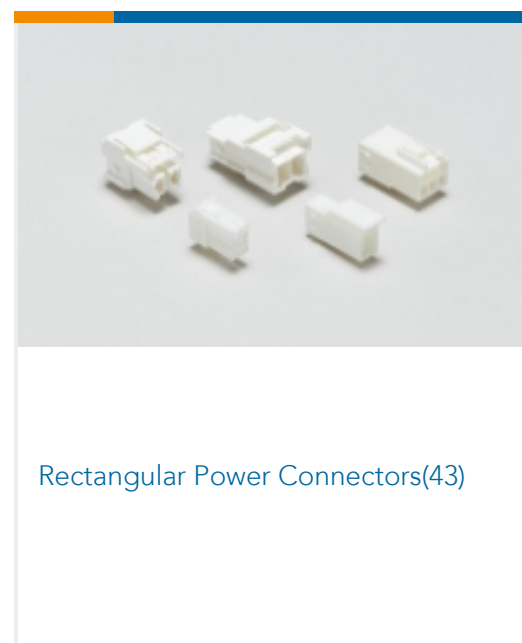

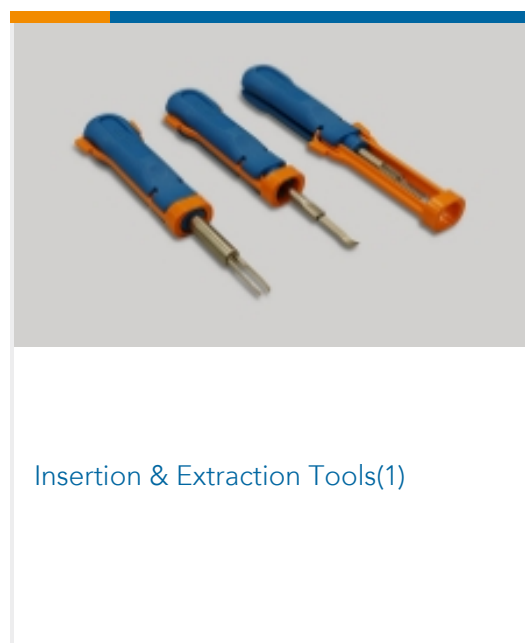
This information is provided based on reasonable inquiry of our suppliers and represents our current actual knowledge based on the information they provided. This information is subject to change. The part numbers that TE has identified as EU RoHS compliant have a maximum concentration of 0.1% by weight in homogenous materials for lead, hexavalent chromium, mercury, PBB, PBDE, DBP, BBP, DEHP, DIBP, and 0.01% for cadmium, or qualify for an exemption to these limits as defined in the Annexes of Directive 2011/65/EU (RoHS2). Finished electrical and electronic equipment products will be CE marked as required by Directive 2011/65/EU. Components may not be CE marked. Additionally, the part numbers that TE has identified as EU ELV compliant have a maximum concentration of 0.1% by weight in homogenous materials for lead, hexavalent chromium, and mercury, and 0.01% for cadmium, or qualify for an exemption to these limits as defined in the Annexes of Directive 2000/53/EC (ELV). Regarding the REACH Regulation, the information TE provides on SVHC in articles for this part number is based on the latest European Chemicals Agency (ECHA) 'Guidance on requirements for substances in articles' posted at this URL: <https://echa.europa.eu/guidance-documents/guidance-on-reach>

Compatible Parts

| | | | |
|--|--|---|---|
|  <p>TE Part # 2132415-6 EP2.5 Shrouded HDR ASSY 6P VERT w /o boss</p> |  <p>TE Part # 1744418-6 6 POS EP 2.5 HDR, GLOW WIRE</p> |  <p>TE Part # 1969443-6 EP 2.5 TPA Retainer, 6 Pos</p> |  <p>TE Part # 1744423-1 EP 2.5 RCPT CONTACT, 24-20 AWG</p> |
|--|--|---|---|



Also in the Series | Economy Power 2.5



Customers Also Bought



TE Part #1969442-9
EP 2.5 TPA Housing, 9 Pos



TE Part #1969442-4
EP 2.5 TPA Housing, 4 Pos



TE Part #1969442-5
EP 2.5 TPA Housing, 5 Pos



TE Part #2110989-1
EP 2.5 RCPT CONTACT, 26-22 AWG



TE Part #521600-2
ULTRA-POD 187 ASY REC 22-18 AWG
TPBR



TE Part #2238155-1
POS LOCK 250 Rec, MKII, 18-14 TPBR

Documents

Product Drawings

[EP 2.5 TPA Housing, 6 Pos](#)

English

CAD Files

[3D PDF](#)

3D

Customer View Model

[ENG_CVM_CVM_1969442-6_C.2d_dxf.zip](#)

English

Customer View Model

[ENG_CVM_CVM_1969442-6_C.3d_igs.zip](#)

English

Customer View Model

[ENG_CVM_CVM_1969442-6_C.3d_stp.zip](#)

English

By downloading the CAD file I accept and agree to the [Terms and Conditions](#) of use.

Datasheets & Catalog Pages

[7-1773461-6_EP2.5_Connector_Series](#)

English

Product Specifications

[Application Specification](#)

English

Product Environmental Compliance

[TE Material Declaration](#)



English

Instruction Sheets

Instruction Sheet (U.S.)

English

Agency Approvals

UL Report

English