


Data sheet | Item number: 221-503

Mounting carrier; for 3-conductor terminal blocks; 221 Series - 4 mm²; for screw mounting; white



www.wago.com/221-503



Data

Physical data

Width	23.7 mm / 0.933 inches
Height from the surface	16.9 mm / 0.665 inches

Subject to changes. Please also observe the further product documentation!

WAGO GmbH & Co. KG
Hansastr. 27
32423 Minden
Phone: +49571 887-0 | Fax: +49571 887-169
Email: info.de@wago.com | Web: www.wago.com

Do you have any questions about our products?
We are always happy to take your call at +49 (571) 887-44222.



Depth	52.8 mm / 2.079 inches
-------	------------------------

Mechanical Data

Mounting type	Screw mount
Suitable	for 3-wire connectors (4 mm ²)

Material Data

Note (material data)	Information on material specifications can be found here
----------------------	--

Color	white
Material group	I
Insulation material	Polyamide (PA66)
Flammability class per UL94	V0
Weight	3.6 g

Commercial data

eCl@ss 10.0	27-14-11-92
eCl@ss 9.0	27-14-11-92
ETIM 8.0	EC002848
ETIM 7.0	EC002848
PU (SPU)	50 (10) pcs
Packaging type	box
Country of origin	CN
GTIN	4055143640794
Customs tariff number	39269097900

Environmental Product Compliance

RoHS Compliance Status	Compliant, No Exemption
------------------------	-------------------------

Optional accessories

Marking accessories

Marking strip

Item no.: 210-833 Marking strips; 25 m on roll; 6 mm wide; plain; Self-adhesive; white
--

www.wago.com/210-833

Subject to changes. Please also observe the further product documentation!



Downloads Documentation

Bid Text

221-503 X81 - Datei	2019 年2月19 日	xml 2.8 kB	Download
221-503 doc - Datei	2018 年1月4 日	doc 24.1 kB	Download

CAD/CAE-Data

CAD data

2D/3D Models 221-503	URL	Download
----------------------	-----	----------

CAE data

ZUKEN Portal 221-503	URL	Download
EPLAN Data Portal 221-503	URL	Download

Environmental Product Compliance

Compliance Search

Environmental Product Compliance 221-503 Mounting carrier; for 3-conductor terminal blocks; 221 Series - 4 mm ² ; for screw mounting; white	URL	Download
---	-----	----------

Installation Notes

Subject to changes. Please also observe the further product documentation!




Inserting a connector into the mounting carrier.



Removing a connector from the mounting carrier.


Conductor termination



Inserting a conductor.



Horizontal screw mounting



Vertical screw mounting

Subject to changes. Please also observe the further product documentation!



Horizontal mounting via snap-in foot




Vertical mounting via snap-in foot

Strain relief



Use a cable tie to secure the conductors to the strain relief plate.



The strain relief plate can be removed.

Testing



Testing a connector mounted on the carrier via test slot.


Application

Subject to changes. Please also observe the further product documentation!



Connecting a light to the mains.

Marking



Labeling the mounting carrier.

Subject to changes. Please also observe the further product documentation!