

4

3

2

1

## REVISION DATA

REV	DESCRIPTION	DATE
A0	NEW DRAWING	2011-12-01

## Technical Data

## Material:

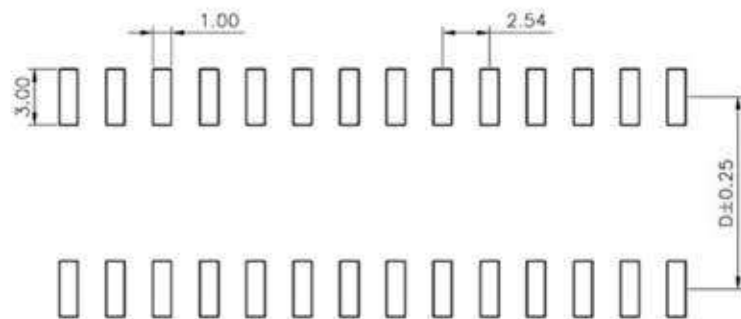
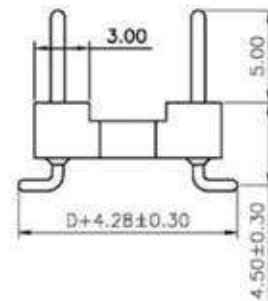
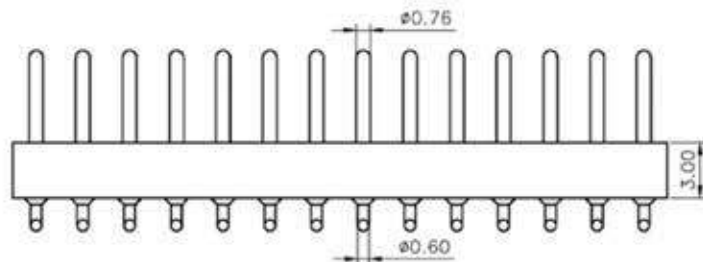
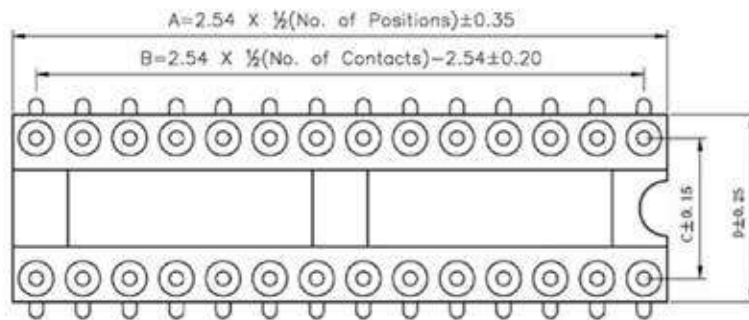
Pin(outer sleeve): Brass,machined CuZn38Pb2  
 Clip(contact 4 finger): Beryllium copper,heat treated  
 Plating(outer sleeve):  
 Tin plated:2 $\mu$ m/80 $\mu$ "Ni, 5 $\mu$ m/200 $\mu$ "Sn  
 Plating(contact): 2 $\mu$ m/80 $\mu$ "nickel, full gold  
 Insulator black(housing): PBT (UL94V-0)

## Electrical:

Current rating: 3Amps/contact max.  
 Contact resistance:  $\leq 4\text{m}\Omega$ /contact  
 Insulation resistance:  $\geq 1000\text{M}\Omega$  at V=100V  
 Operating voltage: 60VAC/DC

## Mechanical:

Average insertion force with steel pin of  
 $\text{Ø}0.43\text{mm}/0.017"$ : <250g  
 Average withdrawal force with steel pin of  
 $\text{Ø}0.43\text{mm}/0.017"$ : >90g min.  
 Mechanical life cycle:min.200  
 Operating temperature: Tin plated:-40° C to+105° C  
 Soldering temperature: +260° C,10s max



P.C.B LAYOUT

PIN NO.	DIM A	DIM B	DIM C	DIM D
6	7.62	5.08	7.62	10.16
8	10.16	7.62	7.62	10.16
10	12.7	10.16	7.62	10.16
14	17.78	15.24	7.62	10.16
16	20.32	17.76	7.62	10.16
18	22.86	20.32	7.62	10.16
20	25.4	22.86	7.62	10.16

## CnC Tech, LLC

## Industrial Cable and Connector Technology

TOLERANCE	PROJECTON		TITLE:
ANGLE $\pm 5^\circ$	DATE :	2011-12-01	2.54mmPitch IC Sockets SMT Pin Length 11.35mm
X.XXX $\pm 0.10$	DRAWN :	LSJ	PART NO: 222-1-XX-003
X.XX $\pm 0.20$	CHECKED :		DRAWING NO:
X.X $\pm 0.30$	APPROVED :		REV: A0
X. $\pm 0.50$			UNIT: mm
			SCALE: 3:1
			SIZE: A4

4

3

2

1