


# HEX

SKU:A045




## Description

HEX is a hexagonal RGB LED panel that integrates a total of 37 RGB LEDs. The HEX board includes an input port and an output port, you can have multiple of them in series connection.

This is how LEDs layout in the panel, Pay attention to the sequence in your code:

### Led Index



## Product Features

- 37 integrated LEDs
- Software development platform: Arduino, UIFlow (Blockly & python)

## Include

- 1x HEX Unit
- 1x Grove Cable

## Specification

RGB LED	SK6812 x 37
Net weight	8g
Gross weight	10g

Product Size	30*35*8mm
Package Size	50*80*10mm

## EasyLoader

EasyLoader is a concise and fast program writer, which has a built-in case program related to the product. It can be burned to the main control by simple steps to perform a series of function verification.

[Download Windows Version Easyloader](#)

[Download MacOS Version Easyloader](#)

**Description:**  
The HEX Unit light board displays a rainbow gradient.

## PinMap

If HEX connectes to GROVE A

M5Core(GROVE A)	GPIO22	GPIO21	5V	GND
HEX Unit In		Data Pin	5V	GND

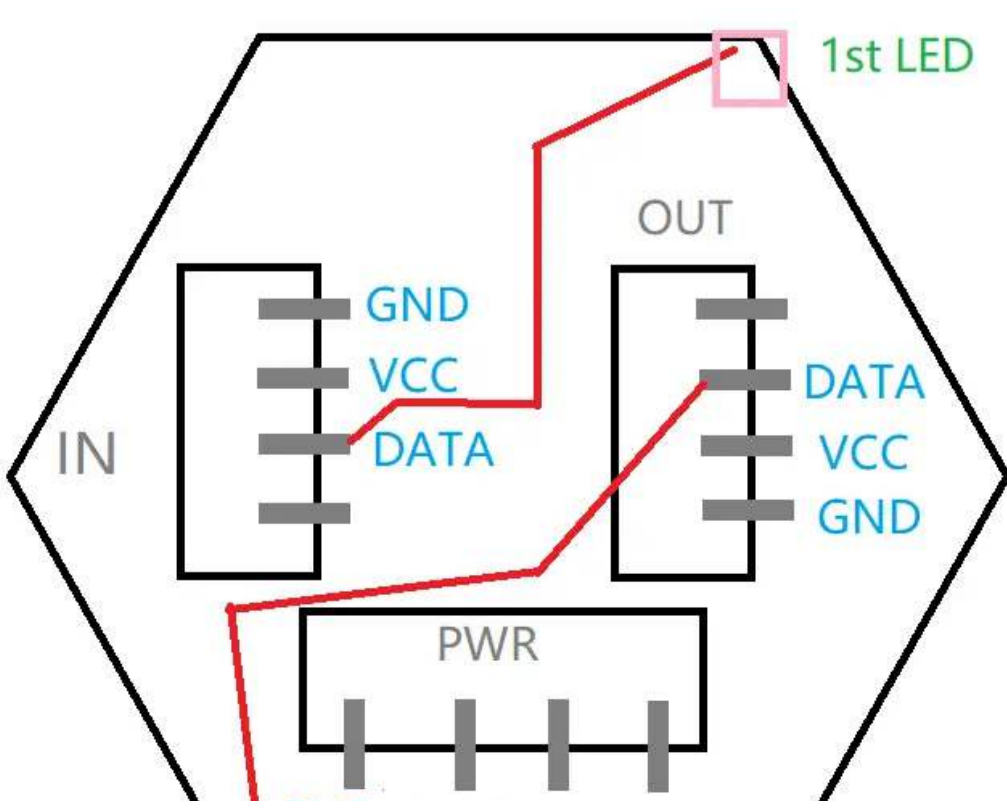
If HEX connectes to GROVE B

M5Core(GROVE B)	GPIO36	GPIO26	5V	GND
HEX Unit In		Data Pin	5V	GND

If HEX connectes to GROVE C

M5Core(GROVE C)	GPIO16	GPIO17	5V	GND
HEX Unit In		Data Pin	5V	GND

HEX PIN Layout



# Example

---


## Arduino

FastLED library on Arduino presents excellent and colorful lighting effects. Before compile, it is require to install the FastLED library and connect HEX to GROVE A.

RGB LED Library on Arduino


- [FastLED Library](#)
- [FastLED Reference\(Chinese version\)](#)

To get the complete code, please click [here](#)



## UIFlow

To get the complete code, please click [here](#)



Last updated: 2020-12-11