

EMC filter surge protection device - CBT-4SFP-10 - 2748386

Please be informed that the data shown in this PDF Document is generated from our Online Catalog. Please find the complete data in the user's documentation. Our General Terms of Use for Downloads are valid (<http://download.phoenixcontact.com>)



Four-way socket strip, with surge protection and interference filter, power display, on/off switch. Visual and acoustical fault warning in the case of overload. For country-specific use in: D, A, I, NL, S, E, N, FIN

Illustration shows the version
CBT-4SFP-10/BF

Product Features

- Optical operation and function monitoring
- Combined protective circuit for absorbing transient surge voltages and high-frequency interference voltages
- Thermal monitoring of the protective circuit
- Integrated on/off switch



Key commercial data

Packing unit	1 PCE
Weight per Piece (excluding packing)	973.0 GRM
Custom tariff number	85363010
Country of origin	Germany

Technical data

Dimensions

Height	474 mm
Width	61 mm
Depth	47 mm
Length of cable	2 m

Ambient conditions

Degree of protection	IP20
Ambient temperature (operation)	-25 °C ... 75 °C

General

EMC filter surge protection device - CBT-4SFP-10 - 2748386

Technical data

General

Inflammability class according to UL 94	V0
Color	black
Standards for air and creepage distances	DIN VDE 0675-6
Surge voltage category	III
Pollution degree	2
Design	Socket strip
Mounting type	Socket strip
For country-specific use in	D, A, I, NL, S, E, FIN, P
Direction of action	1L-N & N-PE

Protective circuit

IEC test classification	III
EN type	T3
Nominal voltage U_N	230 V AC
	250 V AC
Arrester rated voltage U_C (L-PE)	250 V AC
Nominal frequency f_N	50 Hz
	60 Hz
Nominal current I_N	10 A (40°C)
Operating effective current I_C at U_C	≤ 6 mA
Residual current I_{PE}	≤ 0.5 mA
Nominal discharge current I_n (8/20) μ s (L-N)	2.5 kA
Nominal discharge current I_n (8/20) μ s (L-PE)	2.5 kA
Max. discharge current I_{max} (8/20) μ s maximum (L-N)	6.5 kA
Max. discharge current I_{max} (8/20) μ s maximum (L-PE)	6.5 kA
Energy absorption symmetrical	85 J
Energy absorption, asymmetrical	85 J
Voltage protection level U_P (L-N)	≤ 650 V
Voltage protection level U_P (L-PE)	≤ 650 V
Voltage protection level U_P (N-PE)	≤ 650 V
Residual voltage at I_n , (L-N)	≤ 650 V
Residual voltage at I_n , (L-PE)	≤ 650 V
Response time t_A (L-N)	≤ 100 ns
Response time t_A (L-PE)	≤ 100 ns
Inductivity in series	1.8 mH ±30 % (with current compensation)
Capacity (L-N)	330 nF ±10 % (2x, type X2)
Capacity (L-PE)	2.2 nF ±20 % (2x, type Y)

EMC filter surge protection device - CBT-4SFP-10 - 2748386

Technical data

Protective circuit

Capacity (L-PEN)	2.2 nF $\pm 20\%$ (2x, type Y)
Max. required back-up fuse	10 A (circuit breaker/1-pos./thermal)
Input attenuation aE, sym.	≥ 40 dB (1 MHz / 50 Ω)
Input attenuation aE, asym.	≥ 40 dB (1 MHz / 50 Ω)
Surge protection fault message	Optical

Non-heating apparatus connection, power supply

Connection type IN	Grounding plug
Connection type OUT	Grounding socket
Conductor cross section stranded min.	0.2 mm ²
Conductor cross section stranded max.	4 mm ²
Conductor cross section solid min.	0.2 mm ²
Conductor cross section solid max.	6 mm ²
Conductor cross section AWG/kcmil min.	24
Conductor cross section AWG/kcmil max	10

Connection, equipotential bonding

Stripping length	9 mm
Conductor cross section stranded min.	0.2 mm ²
Conductor cross section stranded max.	4 mm ²
Conductor cross section solid min.	0.2 mm ²
Conductor cross section solid max.	6 mm ²
Conductor cross section AWG/kcmil min.	24
Conductor cross section AWG/kcmil max	10

Standards and Regulations

Standards/regulations	IEC 61643-1
	EN 61643-11/A11
	DIN EN 60939-2

Classifications

eCl@ss

eCl@ss 4.0	27140201
eCl@ss 4.1	27130801
eCl@ss 5.0	27130801
eCl@ss 5.1	27130801
eCl@ss 6.0	27130806
eCl@ss 7.0	27130806

EMC filter surge protection device - CBT-4SFP-10 - 2748386

Classifications

eCl@ss

eCl@ss 8.0	27130806
------------	----------

ETIM

ETIM 2.0	EC000942
ETIM 3.0	EC000942
ETIM 4.0	EC000942
ETIM 5.0	EC000942

UNSPSC

UNSPSC 6.01	30212010
UNSPSC 7.0901	39121610
UNSPSC 11	39121610
UNSPSC 12.01	39121610
UNSPSC 13.2	39121620

Approvals

Approvals


Approvals

GOST

Ex Approvals

Approvals submitted

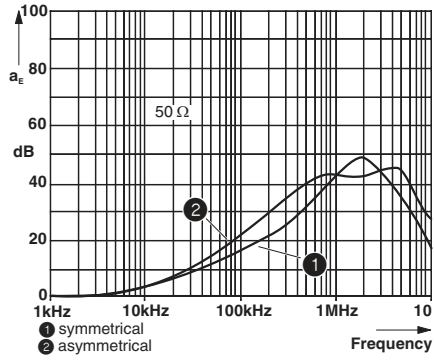
Approval details

GOST 
--

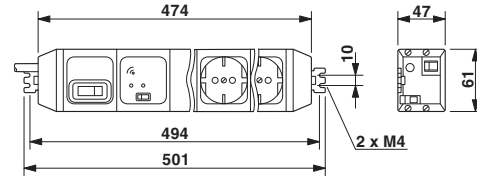
Drawings

EMC filter surge protection device - CBT-4SFP-10 - 2748386

Diagram



Dimensioned drawing



Circuit diagram

