

P6SMB6.8A
THRU
P6SMB250A



**SURFACE MOUNT SILICON
UNI-DIRECTIONAL
GLASS PASSIVATED JUNCTION
TRANSIENT VOLTAGE SUPPRESSORS
600 WATT, 6.8 THRU 250 VOLT**



www.centrasemi.com


DESCRIPTION:

The CENTRAL SEMICONDUCTOR P6SMB6.8A series devices are surface mount uni-directional glass passivated junction Transient Voltage Suppressors designed to protect voltage sensitive components from high voltage transients.

THIS DEVICE IS MANUFACTURED WITH A GLASS PASSIVATED CHIP FOR OPTIMUM RELIABILITY.

Note: For Bi-directional devices, please refer to the P6SMB6.8CA Series data sheet.

MARKING CODE: SEE ELECTRICAL CHARACTERISTICS TABLE



MAXIMUM RATINGS: ($T_A=25^\circ\text{C}$ unless otherwise noted)	SYMBOL	UNITS
Peak Power Dissipation (Note 1)	P_{DM}	600 W
Peak Forward Surge Current (JEDEC Method)	I_{FSM}	100 A
Operating and Storage Junction Temperature	T_J, T_{stg}	-65 to +150 $^\circ\text{C}$

ELECTRICAL CHARACTERISTICS: ($T_A=25^\circ\text{C}$ unless otherwise noted)

TYPE	BREAKDOWN VOLTAGE $V_{BR} @ I_T$			TEST CURRENT I_T (mA)	WORKING PEAK REVERSE VOLTAGE V_{RWM} (V)	MAXIMUM REVERSE LEAKAGE CURRENT @ V_{RWM} I_R (μA)	MAXIMUM REVERSE SURGE CURRENT (Note 1) I_{RSM} (A)	MAXIMUM REVERSE VOLTAGE @ I_{RSM} V_{RSM} (V)	MAXIMUM TEMPERATURE COEFFICIENT θV_{BR} (% / $^\circ\text{C}$)	MARKING CODE
	MIN (V)	NOM (V)	MAX (V)							
P6SMB6.8A	6.45	6.8	7.14	10	5.8	1000	57	10.5	0.057	C6V8A
P6SMB7.5A	7.13	7.5	7.88	10	6.4	500	53	11.3	0.061	C7V5A
P6SMB8.2A	7.79	8.2	8.61	10	7.02	200	50	12.1	0.065	C8V2A
P6SMB9.1A	8.65	9.1	9.55	1.0	7.78	50	45	13.4	0.068	C9V1A
P6SMB10A	9.5	10	10.5	1.0	8.55	10	41	14.5	0.073	C10A
P6SMB11A	10.5	11	11.6	1.0	9.4	5.0	38	15.6	0.075	C11A
P6SMB12A	11.4	12	12.6	1.0	10.2	5.0	36	16.7	0.078	C12A
P6SMB13A	12.4	13	13.7	1.0	11.1	5.0	33	18.2	0.081	C13A
P6SMB15A	14.3	15	15.8	1.0	12.8	5.0	28	21.2	0.084	C15A
P6SMB16A	15.2	16	16.8	1.0	13.6	5.0	27	22.5	0.086	C16A
P6SMB18A	17.1	18	18.9	1.0	15.3	5.0	24	25.2	0.088	C18A
P6SMB20A	19	20	21	1.0	17.1	5.0	22	27.7	0.090	C20A
P6SMB22A	20.9	22	23.1	1.0	18.8	5.0	20	30.6	0.092	C22A
P6SMB24A	22.8	24	25.2	1.0	20.5	5.0	18	33.2	0.094	C24A
P6SMB27A	25.7	27	28.4	1.0	23.1	5.0	16	37.5	0.096	C27A
P6SMB30A	28.5	30	31.5	1.0	25.6	5.0	14.4	41.4	0.097	C30A
P6SMB33A	31.4	33	34.7	1.0	28.2	5.0	13.2	45.7	0.098	C33A
P6SMB36A	34.2	36	37.8	1.0	30.8	5.0	12	49.9	0.099	C36A
P6SMB39A	37.1	39	41	1.0	33.3	5.0	11.2	53.9	0.100	C39A

Notes 1: Non-repetitive 10x1,000 μs pulse.

R7 (11-September 2018)

**P6SMB6.8A
THRU
P6SMB250A**

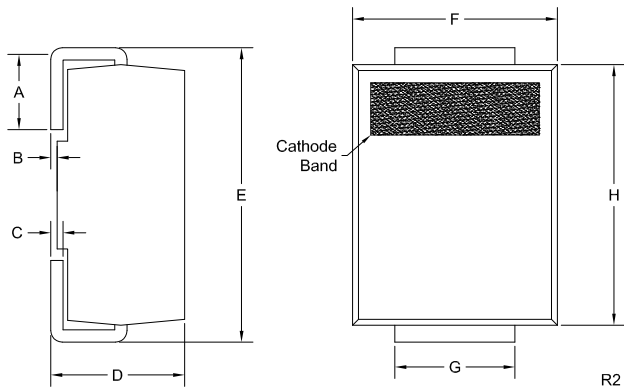
**SURFACE MOUNT SILICON
UNI-DIRECTIONAL
GLASS PASSIVATED JUNCTION
TRANSIENT VOLTAGE SUPPRESSORS
600 WATT, 6.8 THRU 250 VOLT**



ELECTRICAL CHARACTERISTICS - Continued: ($T_A=25^\circ\text{C}$ unless otherwise noted)

TYPE	BREAKDOWN VOLTAGE V_{BR} @ I_T			TEST CURRENT I_T (mA)	WORKING PEAK REVERSE VOLTAGE V_{RWM} (V)	MAXIMUM REVERSE LEAKAGE CURRENT @ V_{RWM} I_R (μA)	MAXIMUM REVERSE SURGE CURRENT (Note 1) I_{RSM} (A)	MAXIMUM REVERSE VOLTAGE @ I_{RSM} V_{RSM} (V)	MAXIMUM TEMPERATURE COEFFICIENT ΘV_{BR} (% / $^\circ\text{C}$)	MARKING CODE
	MIN (V)	NOM (V)	MAX (V)							
P6SMB43A	40.9	43	45.2	1.0	36.8	5.0	10.1	59.3	0.101	C43A
P6SMB47A	44.7	47	49.4	1.0	40.2	5.0	9.3	64.8	0.101	C47A
P6SMB51A	48.5	51	53.6	1.0	43.6	5.0	8.6	70.1	0.102	C51A
P6SMB56A	53.2	56	58.8	1.0	47.8	5.0	7.8	77	0.103	C56A
P6SMB62A	58.9	62	65.1	1.0	53	5.0	7.1	85	0.104	C62A
P6SMB68A	64.6	68	71.4	1.0	58.1	5.0	6.5	92	0.104	C68A
P6SMB75A	71.3	75	78.8	1.0	64.1	5.0	5.8	103	0.105	C75A
P6SMB82A	77.9	82	86.1	1.0	70.1	5.0	5.3	113	0.105	C82A
P6SMB91A	86.5	91	95.5	1.0	77.8	5.0	4.8	125	0.106	C91A
P6SMB100A	95	100	105	1.0	85.5	5.0	4.4	137	0.106	C100A
P6SMB110A	104.5	110	115.5	1.0	94.0	5.0	4.0	152	0.107	C110A
P6SMB120A	114	120	126	1.0	102	5.0	3.6	165	0.107	C120A
P6SMB130A	123.5	130	136.5	1.0	111	5.0	3.3	179	0.107	C130A
P6SMB150A	142.5	150	157.5	1.0	128	5.0	2.9	207	0.108	C150A
P6SMB160A	152	160	168	1.0	136	5.0	2.7	219	0.108	C160A
P6SMB170A	161.5	170	178.5	1.0	145	5.0	2.6	234	0.108	C170A
P6SMB180A	171	180	189	1.0	154	5.0	2.4	246	0.108	C180A
P6SMB200A	190	200	210	1.0	171	5.0	2.2	274	0.108	C200A
P6SMB220A	209	220	231	1.0	185	5.0	1.8	328	0.108	C220A
P6SMB250A	237.5	250	262.5	1.0	214	5.0	1.7	344	0.110	C250A

SMB CASE - MECHANICAL OUTLINE



SYMBOL	INCHES		MILLIMETERS	
	MIN	MAX	MIN	MAX
A	0.030	0.060	0.76	1.52
B	0.000	0.008	0.00	0.20
C	0.006	0.012	0.15	0.30
D	0.086	0.096	2.18	2.44
E	0.200	0.220	5.08	5.59
F	0.130	0.150	3.30	3.81
G	0.077	0.083	1.96	2.11
H	0.160	0.191	4.06	4.85

SMB (REV: R2)

R7 (11-September 2018)

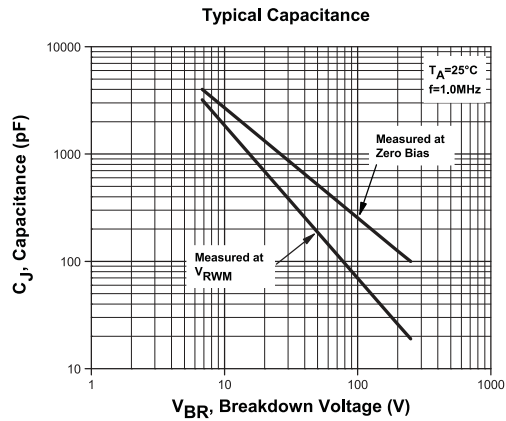
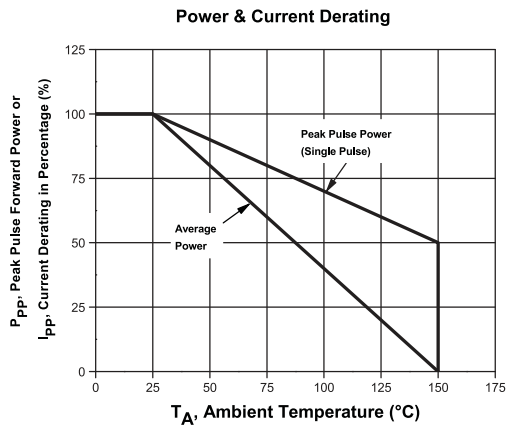
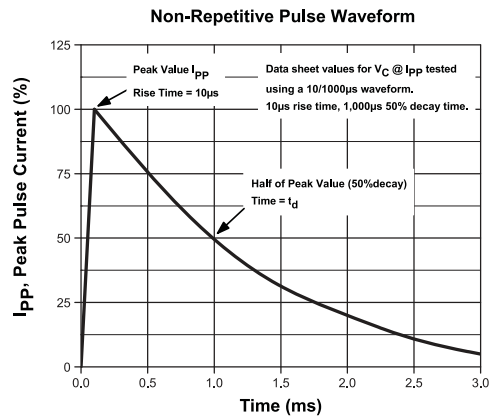
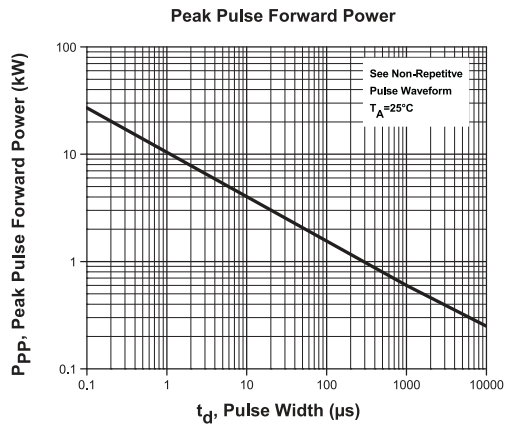
P6SMB6.8A
THRU
P6SMB250A



SURFACE MOUNT SILICON
UNI-DIRECTIONAL
GLASS PASSIVATED JUNCTION
TRANSIENT VOLTAGE SUPPRESSORS
600 WATT, 6.8 THRU 250 VOLT



TYPICAL ELECTRICAL CHARACTERISTICS



R7 (11-September 2018)

OUTSTANDING SUPPORT AND SUPERIOR SERVICES



PRODUCT SUPPORT

Central's operations team provides the highest level of support to insure product is delivered on-time.

- Supply management (Customer portals)
- Inventory bonding
- Consolidated shipping options
- Custom bar coding for shipments
- Custom product packing

DESIGNER SUPPORT/SERVICES

Central's applications engineering team is ready to discuss your design challenges. Just ask.

- Free quick ship samples (2nd day air)
- Online technical data and parametric search
- SPICE models
- Custom electrical curves
- Environmental regulation compliance
- Customer specific screening
- Up-screening capabilities
- Special wafer diffusions
- PbSn plating options
- Package details
- Application notes
- Application and design sample kits
- Custom product and package development

REQUESTING PRODUCT PLATING

1. If requesting Tin/Lead plated devices, add the suffix "TIN/LEAD" to the part number when ordering (example: 2N2222A TIN/LEAD).
2. If requesting Lead (Pb) Free plated devices, add the suffix "PBFREE" to the part number when ordering (example: 2N2222A PBFREE).

CONTACT US

Corporate Headquarters & Customer Support Team

Central Semiconductor Corp.
145 Adams Avenue
Hauppauge, NY 11788 USA
Main Tel: (631) 435-1110
Main Fax: (631) 435-1824
Support Team Fax: (631) 435-3388
www.centrasemi.com

Worldwide Field Representatives:
www.centrasemi.com/wwreps

Worldwide Distributors:
www.centrasemi.com/wwdistributors

For the latest version of Central Semiconductor's **LIMITATIONS AND DAMAGES DISCLAIMER**, which is part of Central's Standard Terms and Conditions of sale, visit: www.centrasemi.com/terms