

CY SERIES

SCREW TERMINAL BLOCKS

GROUND / EARTH TERMINAL BLOCKS

HIGHLIGHTS

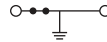

FEATURES

- 2 connection grounding terminals
- Yellow/ Green Color as per Industry standard
- Snap-on feet

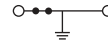

APPLICATIONS

- Grounding Applications

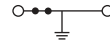
CYG2.5



CYG4



CYG6



Dimensions & Weight

	CYG2.5	CYG4	CYG6
Width	5 mm	6 mm	8 mm
Length	50 mm	50 mm	50 mm
Height w DIN Rail	35 x 7.5 mm 35 x 15 mm	49 mm 56.5 mm	49 mm 56.5 mm
Weight per piece	11.7 g	13.7 g	22.9 g

Technical Data/Ratings

Approvals	 E220514 60947-7-1		 E220514 60947-7-1		 E220514 60947-7-1	
Wire Size (solid stranded)	24-12 AWG 0.2-2.5 mm ²		24-10 AWG 0.2-4 mm ²		24-8 AWG 0.2-6 mm ²	
Voltage Rating	600 V 1000V AC/DC		600 V 1000V AC/DC		600 V 1000V AC/DC	
Current Rating	-		-		-	
Torque	3.6 lb.in 0.4 Nm		4.5 lb.in 0.8 Nm		11 lb.in 1.2 Nm	
Insulation Material	Polyamide 66		Polyamide 66		Polyamide 66	

Installation Instructions

Wire Stripping Length	8 mm	9 mm	10 mm
Screwdriver	Flat Head 0.5 x 3 mm	Flat Head 0.6 x 3.5 mm	Flat Head 0.8 x 4 mm

Terminal Blocks

	Cat. No.	Std. Pk.	Cat. No.	Std. Pk.	Cat. No.	Std. Pk.
Yellow / Green	CYG2.5	100	CYG4	100	CYG6	100

Accessories

	Cat. No.	Std. Pk.	Cat. No.	Std. Pk.	Cat. No.	Std. Pk.
End Plate	EPCY2.5/10	50	EPCY2.5/10	50	EPCY2.5/10	50
Partition Plate	PPCY2.5/10	20	PPCY2.5/10	20	PPCY2.5/10	20
DIN Rail	2511120 CA701-15/S	50 50	2511120 CA701-15/S	50 50	2511120 CA701-15/S	50 50
End Stop	CA702 CA802 CA103	50 50 50	CA702 CA802 CA103	50 50 50	CA702 CA802 CA103	50 50 50
Shorting Link/ Jumpers	2 pole JX2.5/2 3 pole JX2.5/3 4 pole JX2.5/4 5 pole JX2.5/5 6 pole JX2.5/6 7 pole JX2.5/7 8 pole JX2.5/8 10 pole JX2.5/10 16 pole -	100 50 50 50 50 10 10 10 -	JX4/2 JX4/3 JX4/4 - - - JX4/8 JX4/10 JX4/16	100 50 50 - - - 10 10 10	JY6/2 - - - - - - - -	100 - - - - - - - -
Marking Tag Warning Label	MT5 WLX2.5	1 Pk. (100 tags) 100	MT6 WLX4	1 Pk. (100 tags) 100	MT8 WLX6	1 Pk. (100 tags) 100