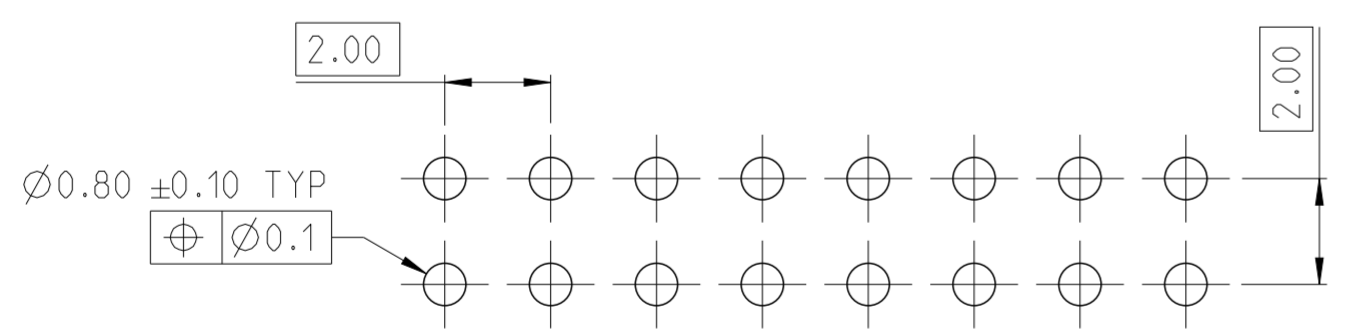
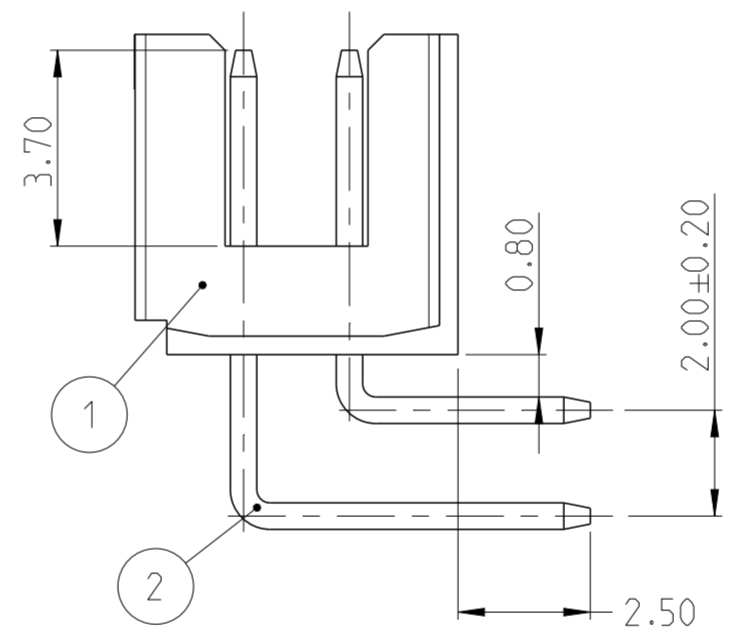
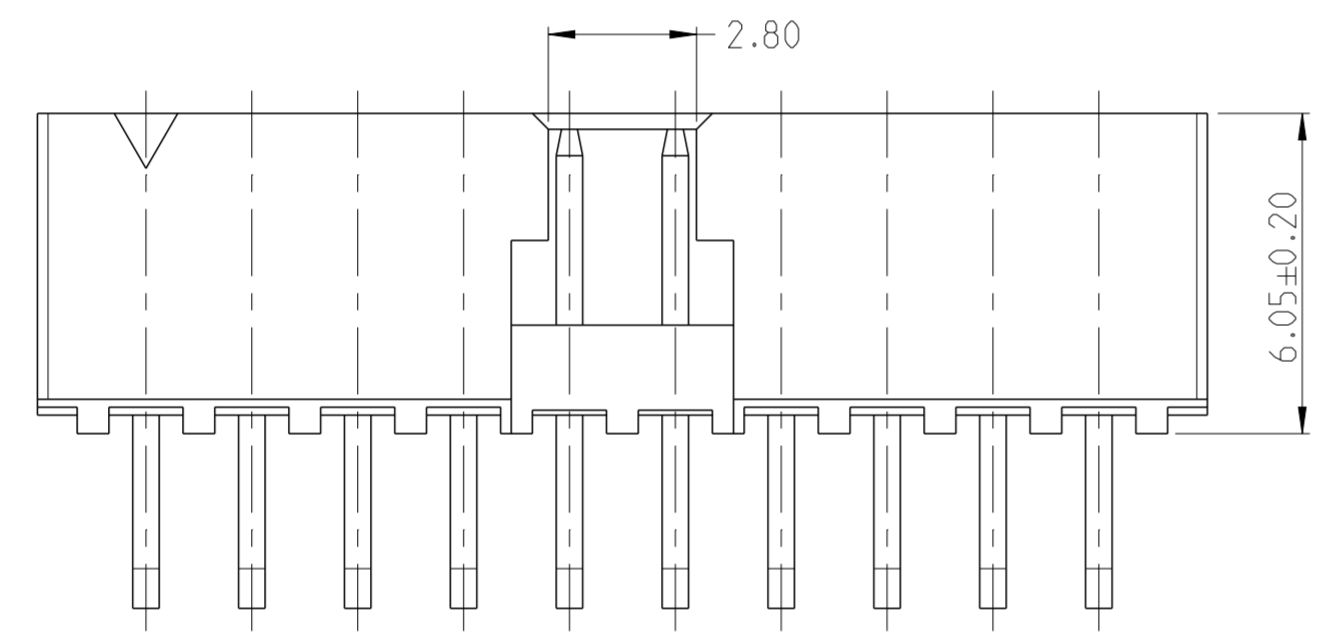
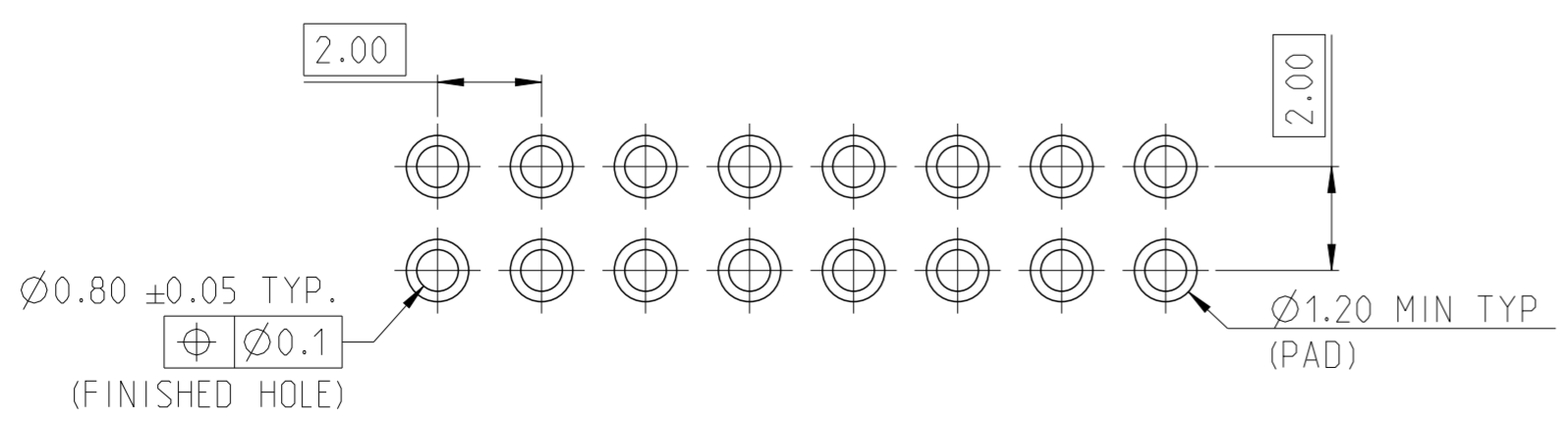


REVISIONS					
P	LTR	DESCRIPTION	DATE	DWN	APVD
A		RELEASE TO PRODUCTION	29NOV2019	AY	PS
A1		REMOVE POSITION 4	04JUN2020	AY	PS

NOTES:  
 1. MATERIAL  
 HOUSING : HIGH TEMPERATURE THERMOPLASTIC, UL94-V0; COLOR- BLACK  
 POST : COPPER ALLOY  
 FINISH :  
 MATING SIDE: MIN. 0.38 µm GOLD OVER NICKEL UNDER PLATING.  
 SOLDER SIDE: MIN. 2.0 µm TIN OVER NICKEL UNDER PLATING.  
 2. PACKAGING: TUBE  
 △ TOLERANCE NOT CUMULATIVE.



RECOMMENDED PCB HOLE PATTERN FOR THROUGH HOLE WAVE



RECOMMENDED PCB HOLE PATTERN FOR THROUGH HOLE REFLOW /PIN-IN-PASTE

2-2842167-0 AS SHOWN

52.10	51.40	50	5-2842167-0
50.10	49.40	48	4-2842167-8
48.10	47.40	46	4-2842167-6
46.10	45.40	44	4-2842167-4
44.10	43.40	42	4-2842167-2
42.10	41.40	40	4-2842167-0
40.10	39.40	38	3-2842167-8
38.10	37.40	36	3-2842167-6
36.10	35.40	34	3-2842167-4
34.10	33.40	32	3-2842167-2
32.10	31.40	30	3-2842167-0
30.10	29.40	28	2-2842167-8
28.10	27.40	26	2-2842167-6
26.10	25.40	24	2-2842167-4
24.10	23.40	22	2-2842167-2
22.10	21.40	20	2-2842167-0
20.10	19.40	18	1-2842167-8
18.10	17.40	16	1-2842167-6
16.10	15.40	14	1-2842167-4
14.10	13.40	12	1-2842167-2
12.10	11.40	10	1-2842167-0
10.10	9.40	8	2842167-8
8.10	7.40	6	2842167-6
DIM "F"	DIM "E"	POS.	TE PN

CONTACT PIN	2
HOUSING	1
DESCRIPTION	ITEM NO.

THIS DRAWING IS A CONTROLLED DOCUMENT.		DWN ANKIT YADAV 14AUG2019
		CHK KARTHIK JK 16AUG2019
		APVD PRASHANTH S. 16AUG2019
DIMENSIONS: mm		PRODUCT SPEC 108-64040
TOLERANCES UNLESS OTHERWISE SPECIFIED:		APPLICATION SPEC 114-32259
0 PLC ± -		WEIGHT -
1 PLC ± -		CUSTOMER DRAWING
2 PLC ± 0.25		SCALE 7:1
3 PLC ± -		SHEET 1 OF 1
4 PLC ± -		REV A1
ANGLES ± 2°		
FINISH SEE NOTES		

<b>STE</b> TE Connectivity			
NAME AMPMODU 2mm SHROUDED HEADER, DUAL ROW, RIGHT ANGLE, 0.38 Au, TUBE			
SIZE A2	CAGE CODE 00779	DRAWING NO. C-2842167	RESTRICTED TO -