
NI-9475


Specifications

2022-10-07

Contents

NI 9475 Datasheet.....	3
NI-9475 Specifications.....	8

NI 9475 Datasheet



The NI 9475 is an 8-channel, 1 μ s sourcing digital output C Series module that you can use to connect directly to a variety of industrial devices such as solenoids, motors, actuators, relays, and lamps. Each channel sources up to 1 A at levels up to 60 VDC and features 1000 Vrms withstand isolation from channel-to-earth ground. The NI 9475 uses an industry-standard 25-pin DSUB connector for low-cost cabling to a wide variety of 25-pin accessories from NI and other vendors.

	<p>Kit Contents</p>	<ul style="list-style-type: none"> • NI 9475 • NI 9475 Getting Started Guide
	<p>Required Accessories</p>	<ul style="list-style-type: none"> • 25-Pin DSUB to Screw-Terminal Connector Block • Shielded Female to Male Cable, 1 m

C SERIES DIGITAL OUTPUT MODULE COMPARISON							
Name	Type	Output	Channels	Rate	Current	Connectivity	Isolation
NI 9375	Sourcing Output	30 V DC	16	7 μ s	100 mA/ch	Spring Terminal, 37-Pin DSUB	250 V RMS Ch-Earth (Spring) 60 V DC Ch-Earth (DSUB)
NI 9472	Sourcing Output	30 V	8	100 μ s	750 mA/ch	Screw Terminal, Spring Terminal, 25-Pin DSUB	250 V RMS Ch-Earth (Screw/Spring) 60 V DC Ch-Earth (DSUB)
NI 9474	Sourcing Output	30 V	8	1 μ s	1 A/ch	Screw Terminal, Spring Terminal	250 V RMS Ch-Earth
NI 9475	Sourcing Output	60 V	8	1 μ s	1 A/ch	25-Pin DSUB	60 V DC Ch-Earth
NI 9476	Sourcing Output	36 V	32	500 μ s	250 mA/ch	Spring Terminal, 37-Pin DSUB	250 V RMS Ch-Earth (Spring) 60 V DC Ch-Earth (DSUB)
NI 9477	Sinking Output	60 V	32	8 μ s	1 A/ch (20 A/module)	37-Pin DSUB	60 V DC Ch-Earth
NI 9478	Sinking Output	60 V	16	7 μ s	1.2 A/ch	37-Pin DSUB	60 V DC Ch-Earth

NI C Series Overview



NI provides more than 100 C Series modules for measurement, control, and communication applications. C Series modules can connect to any sensor or bus and allow for high-accuracy measurements that meet the demands of advanced data acquisition and control applications.

- Measurement-specific signal conditioning that connects to an array of sensors and signals
- Isolation options such as bank-to-bank, channel-to-channel, and channel-to-earth ground
- -40 °C to 70 °C temperature range to meet a variety of application and environmental needs
- Hot-swappable

The majority of C Series modules are supported in both CompactRIO and CompactDAQ platforms and you can move modules from one platform to the other with no modification.

CompactRIO



CompactRIO combines an open-embedded architecture with small size, extreme ruggedness, and C Series modules in a platform powered by the NI LabVIEW reconfigurable I/O (RIO) architecture. Each system contains an FPGA for custom timing, triggering, and processing with a wide array of available modular I/O to meet any embedded application requirement.

CompactDAQ

CompactDAQ is a portable, rugged data acquisition platform that integrates connectivity, data acquisition, and signal conditioning into modular I/O for directly interfacing to any sensor or signal. Using CompactDAQ with LabVIEW, you can easily customize how you acquire, analyze, visualize, and manage your measurement data.



Software

LabVIEW Professional Development System for Windows



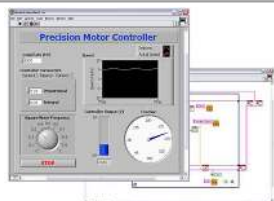
- Use advanced software tools for large project development
- Generate code automatically using DAQ Assistant and Instrument I/O Assistant
- Use advanced measurement analysis and digital signal processing
- Take advantage of open connectivity with DLLs, ActiveX, and .NET objects
- Build DLLs, executables, and MSI installers

NI LabVIEW FPGA Module



- Design FPGA applications for NI RIO hardware
- Program with the same graphical environment used for desktop and real-time applications
- Execute control algorithms with loop rates up to 300 MHz
- Implement custom timing and triggering logic, digital protocols, and DSP algorithms
- Incorporate existing HDL code and third-party IP including Xilinx IP generator functions
- Purchase as part of the LabVIEW Embedded Control and Monitoring Suite

NI LabVIEW Real-Time Module



- Design deterministic real-time applications with LabVIEW graphical programming
- Download to dedicated NI or third-party hardware for reliable execution and a wide selection of I/O
- Take advantage of built-in PID control, signal processing, and analysis functions
- Automatically take advantage of multicore CPUs or set processor affinity manually
- Take advantage of real-time OS, development and debugging support, and board support

NI LabVIEW Real-Time Module

- Purchase individually or as part of a LabVIEW suite

NI-9475 Specifications

The following specifications are typical for the range -40 °C to 70 °C unless otherwise noted. All voltages are relative to COM unless otherwise noted.

Caution Do not operate the NI-9475 in a manner not specified in this document. Product misuse can result in a hazard. You can compromise the safety protection built into the product if the product is damaged in any way. If the product is damaged, return it to NI for repair.

Output Characteristics

Number of channels	8 digital output channels
Output type	Sourcing
Power-on output state	Channels off
External power supply voltage range (V_{sup})	0 VDC to 60 VDC
Output impedance (R_0)	0.14 Ω maximum
Continuous output current (I_0), per channel	1 A maximum
Output voltage	$V_{sup} - (I_0 \times R_0)$
I/O protection	
Voltage	60 VDC maximum
Reversed voltage	None

Short-circuit trip time		10 μ s at 13 A
Current	Channel Behavior	Module Protection
0 A to 1 A	Channel does not trip	Module is not damaged
1 A to 6 A	Channel does not trip	Module may be damaged
6 A to 13 A	Channel may trip	Module may be damaged
>13 A	Channel trips	Module is not damaged

Table 1. Short-Circuit Behavior

Output delay time (full load)	1 μ s maximum
MTBF	1,096,296 hours at 25 °C; Bellcore Issue 6, Method 1, Case 3, Limited Part Stress Method

Power Requirements

Power consumption from chassis	
Active mode	355 mW maximum
Sleep mode	25 μ W maximum
Thermal dissipation (at 70 °C)	
Active mode	1.5 W maximum
Sleep mode	25 μ W maximum

Physical Characteristics

If you need to clean the module, wipe it with a dry towel.

Weight	142 g (4.9 oz)
--------	----------------

Safety Voltages

Connect only voltages that are within the following limits:

Vsup-to-COM	60 V DC maximum, Measurement Category I
Isolation	
Channel-to-channel	None
Channel-to-earth ground	
Continuous	60 V DC, Measurement Category I
Withstand	1,000 V RMS, verified by a 5 s dielectric withstand test

Safety and Hazardous Locations Standards

This product is designed to meet the requirements of the following electrical equipment safety standards for measurement, control, and laboratory use:

- IEC 61010-1, EN 61010-1
- UL 61010-1, CSA 61010-1
- EN 60079-0:2012, EN 60079-15:2010
- IEC 60079-0: Ed 6, IEC 60079-15; Ed 4
- UL 60079-0; Ed 5, UL 60079-15; Ed 3
- CSA 60079-0:2011, CSA 60079-15:2012

Note For UL and other safety certifications, refer to the product label or the [Online Product Certification](#) section.

Electromagnetic Compatibility

This product is designed to meet the requirements of the following standards of EMC for electrical equipment for measurement, control, and laboratory use:

- EN 61326-1 (IEC 61326-1): Class A emissions; Industrial immunity
- EN 55011 (CISPR 11): Group 1, Class A emissions
- AS/NZS CISPR 11: Group 1, Class A emissions
- FCC 47 CFR Part 15B: Class A emissions
- ICES-001: Class A emissions

Note In the United States (per FCC 47 CFR), Class A equipment is intended for use in commercial, light-industrial, and heavy-industrial locations. In Europe, Canada, Australia and New Zealand (per CISPR 11) Class A equipment is intended for use only in heavy-industrial locations.

Note Group 1 equipment (per CISPR 11) is any industrial, scientific, or medical equipment that does not intentionally generate radio frequency energy for the treatment of material or inspection/analysis purposes.

Note For EMC declarations and certifications, and additional information, refer to the Online Product Certification section.

CE Compliance

This product meets the essential requirements of applicable European Directives, as follows:

- 2014/35/EU; Low-Voltage Directive (safety)
- 2014/30/EU; Electromagnetic Compatibility Directive (EMC)
- 94/9/EC; Potentially Explosive Atmospheres (ATEX)

Online Product Certification

Refer to the product Declaration of Conformity (DoC) for additional regulatory compliance information. To obtain product certifications and the DoC for this product, visit ni.com/certification, search by model number or product line, and click the appropriate link in the Certification column.

Shock and Vibration

To meet these specifications, you must panel mount the system.

Operating vibration	
Random (IEC 60068-2-64)	5 g _{rms} , 10 Hz to 500 Hz
Sinusoidal (IEC 60068-2-6)	5 g, 10 Hz to 500 Hz
Operating shock (IEC 60068-2-27)	30 g, 11 ms half sine; 50 g, 3 ms half sine; 18 shocks at 6 orientations

Environmental

Refer to the manual for the chassis you are using for more information about meeting these specifications.

Operating temperature (IEC 60068-2-1, IEC 60068-2-2)	-40 °C to 70 °C
Storage temperature (IEC 60068-2-1, IEC 60068-2-2)	-40 °C to 85 °C
Ingress protection	IP40
Operating humidity (IEC 60068-2-78)	10% RH to 90% RH, noncondensing

Storage humidity (IEC 60068-2-78)	5% RH to 95% RH, noncondensing
Pollution Degree	2
Maximum altitude	2,000 m


Indoor use only.

Environmental Management

NI is committed to designing and manufacturing products in an environmentally responsible manner. NI recognizes that eliminating certain hazardous substances from our products is beneficial to the environment and to NI customers.

For additional environmental information, refer to the **Engineering a Healthy Planet** web page at ni.com/environment. This page contains the environmental regulations and directives with which NI complies, as well as other environmental information not included in this document.

EU and UK Customers

-  **Waste Electrical and Electronic Equipment (WEEE)**—At the end of the product life cycle, all NI products must be disposed of according to local laws and regulations. For more information about how to recycle NI products in your region, visit ni.com/environment/weee.

电子信息产品污染控制管理办法（中国 RoHS）

-  **中国 RoHS**— NI 符合中国电子信息产品中限制使用某些有害物质指令(RoHS)。关于 NI 中国 RoHS 合规性信息，请登录 ni.com/environment/rohs_china。(For information about China RoHS compliance, go to ni.com/environment/rohs_china.)