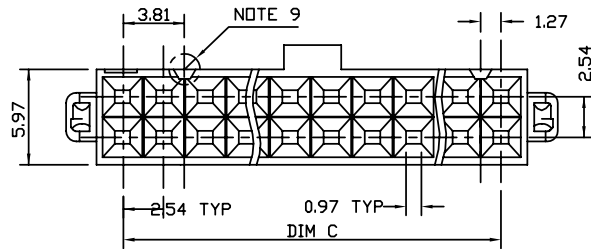
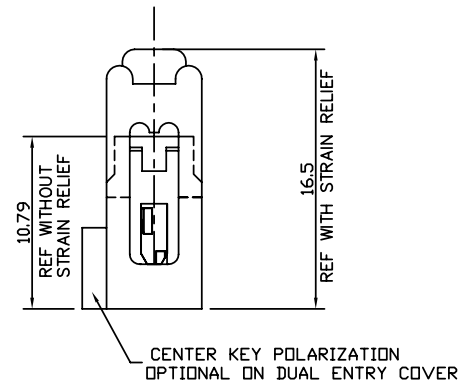
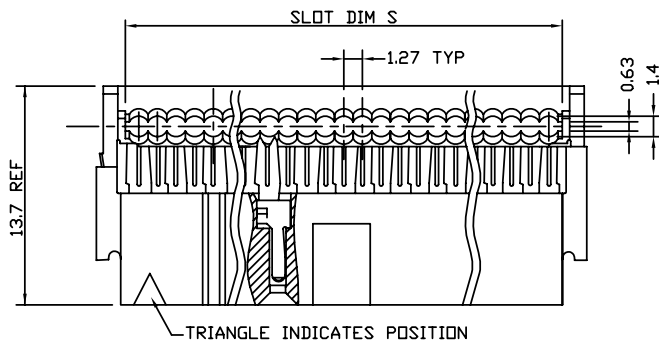
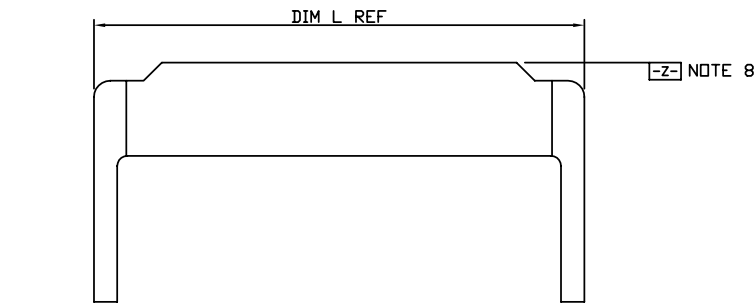




Copyright FCI.

PRODUCT NO.
SEE TABLE

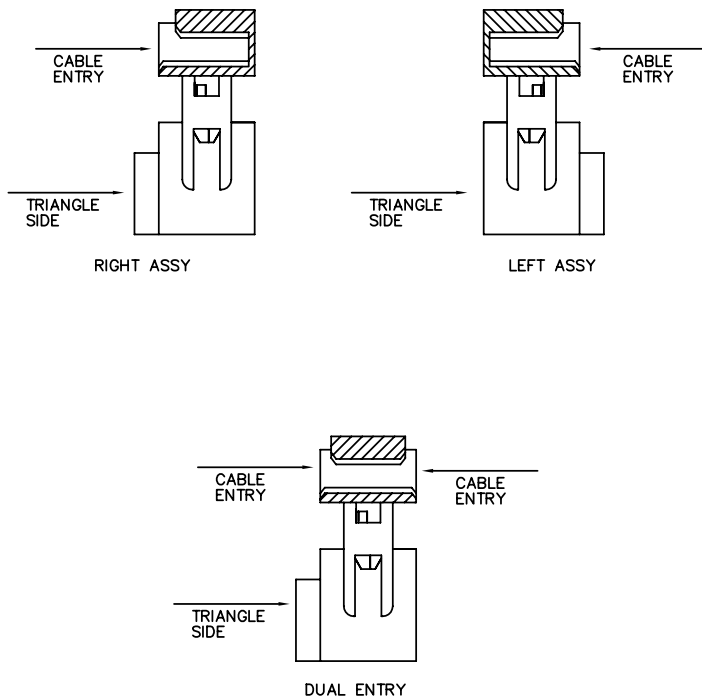


mat'l. code				tolerances unless otherwise specified			CUSTOMER COPY	FCI www.fciconnect.com	
ltr	ecm no	dr	date	linear	.X ± 0.1		projection	title DUAL POLARIZED QUICKIE II ASSEMBLY	
P	V22169	MSC	1992-05-21		.XX ± 0.05				
R	N05-0368	GUL	2005-12-27	angles	±2°		INCH/MM	product family QUICKIE code NT	
S	N09-0400	A.Z	2010-01-18						
				dr	GuLing	12/27/05	scale 1:1	A4 66901	
				engr	TaoDeniel	12/27/05			
				chr	TaoDeniel	12/27/05			
				appd	Jason Zhou	12/27/05			
sheet index	revision sheet	s	1-2						

PRODUCT NO.	SIZE	DIM L	DIM S	DIM C
66901-X10/X10LF	2X5	17.27	13.21	10.16
-X14/X14LF	2X7	22.35	18.29	15.24
-X16/X16LF	2X8	24.89	20.83	17.78
-X20/X20LF	2X10	29.97	25.91	22.86
-X24/X24LF	2X12	35.05	30.99	27.94
-X26/X26LF	2X13	37.59	33.53	30.48
-X30/X30LF	2X15	42.67	38.61	35.56
-X34/X34LF	2X17	47.75	43.69	40.64
-X40/X40LF	2X20	55.37	51.31	48.26
-X44/X44LF	2X22	60.45	56.39	53.34
-X50/X50LF	2X25	68.07	64.01	60.96
66901-X60/X60LF	2X30	80.77	76.71	73.66

DASH NO	STYLE	COVER ORIENTATION	POLARIZATION	STRAIN RELIEF
-0XX	THRU	DUAL ENTRY	DUAL POL.	YES
-1XX	THRU	DUAL ENTRY	DUAL POL.	NO
-2XX	THRU	DUAL ENTRY	CENTER KEY & DUAL POL.	YES
-3XX	THRU	DUAL ENTRY	CENTER KEY & DUAL POL.	NO
-4XX	BLIND	RIGHT	DUAL POL.	YES
-5XX	BLIND	RIGHT	DUAL POL.	NO
-6XX	BLIND	LEFT	DUAL POL.	YES
-7XX	BLIND	LEFT	DUAL POL.	NO
-8XX	BLIND	RIGHT	CENTER KEY & DUAL POL.	YES
-9XX	BLIND	LEFT	CENTER KEY & DUAL POL.	YES

COVER ORIENTATION



NOTES:

1. TERMINAL MATERIAL: FULL HARD PHOS. BRONZE ALLOY. UNS-C51000.
2. TERMINAL PLATING: 50u"/1.27um MIN Ni UNDERPLATE OVER ENTIRE TERMINAL AND 50u"/1.27um MIN Au OR GXT IN CONTACT AREA ONLY.
3. MOLDING MATERIAL: BASE & COVER-GLASS FILLED POLYESTER. FLAME RETARDANT PER UL94V-0. COLOR-BLUE.
4. CONNECTOR ASSEMBL ES PACKAGED IN TUBES.
5. THE FIST TWO CAVITY POSITIONS AND THE LAST TWO. ARE IDENTIFIED BY NUMBER.
6. POLARIZING FEATURES ARE DESCRIBED IN TABLE.
7. MOLDING MATERIAL: STRAIN RELIEF-NYLON, FLAME RETARDANT PER UL 94V-0,COLOR-BLUE.
8. STRAIN RELIEF DIM APPLIES WHEN DATUM -Z- IS HELD IN A RESTRAINED CONDITION.
9. THE POLARIZING FEATURE ON THIS END IS NON-EXISTANT ON 2X5 AND 2X7 POSITION CONNECTORS.
10. 2X5 POSITION NOT AVAILABLE WITH POLARIZATION SLOT ON CENTER KEY STYLE.
11. PRODUCT NUMBER 66901-XXX ^{LF} LEAD FREE OPTION
12. WITH "LF" MARK, TERMINAL PLATING: 50u"/1.27um MIN Ni UNDERPLATE OVER ENTIRE TERMINAL AND 50u"/1.27um MIN Au OR GXT IN CONTACT AREA ONLY.
13. FOR LEAD FREE P/N, THE PRODUCT MEET EUROPEAN UNION DIRECTIVES AND OTHER COUNTRY REGULATION AS DESCRIBED IN GS-22-008.
14. FOR LEAD FREE P/N, THE PLASTIC PART WILL WITHSTAND EXPOSURE TO 260°C PEAK TERMERATURE FOR 10 SECONDS IN A WAVE SOLDER REFLOW.
15. PRODDUCT SPEC. BUS-12-082
16. PLATING OPTIONS: MAY BE EITHER GOLD OR GXT PLATED AT MANUFACTURER'S OPTION.



Copyright FCI.

tolerances unless otherwise specified		CUSTOMER COPY	 www.fciconnect.com
linear	.X ± 0.1 .XX ± 0.05	projection	
angles	±2°		product family QUICKIE code NT
dr	GuLing 12/27/05	INCH/MM	size dwg no
engr	TaoDeniel 12/27/05	scale	A4 66901
chr	TaoDeniel 12/27/05	1:1	sheet 2 of 2
appd	Jason Zhou 12/27/05		