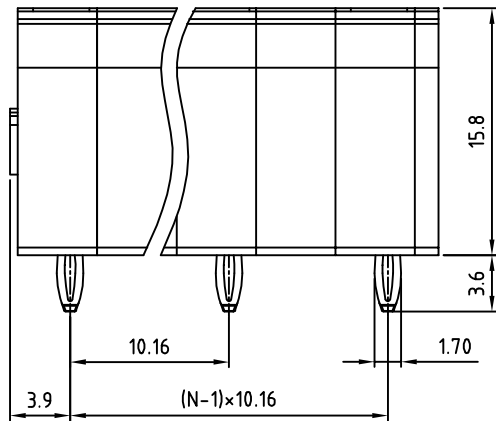
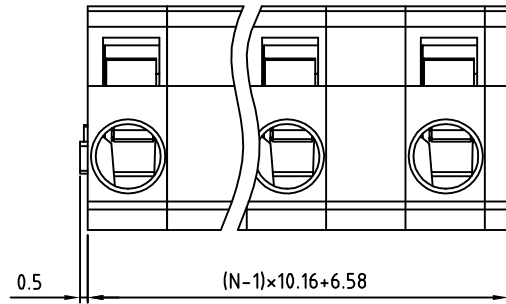
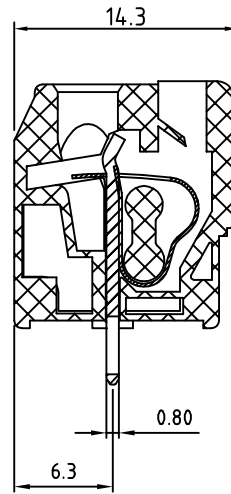


SIGN	DATE	DESCRIPTION	APPROVER
THIS IS CAD DRAWING, DO NOT REVISE MANUALLY!!!			



N=Number of contacts



**Material**

- Terminal body (Contact pin): Brass
- Wire guard: Stainless steel
- Surface of solder tail: Tin plated
- Insulator (housing): Thermoplastic (UL94V-0)

**Electrical**

- Voltage rating: 250VAC
- Current rating: 8A
- Wire range:
  - Solid wire(AWG): 12-28
  - Stranded wire(AWG): 12-28
- Wire strip length: 6-7mm
- Withstanding Voltage: 1.5KV
- Operating temperature: -30°C to +105°C
- Soldering temperature: 250°C±10°C/5 Sec
- Safety approval: us

RoHS Compliant

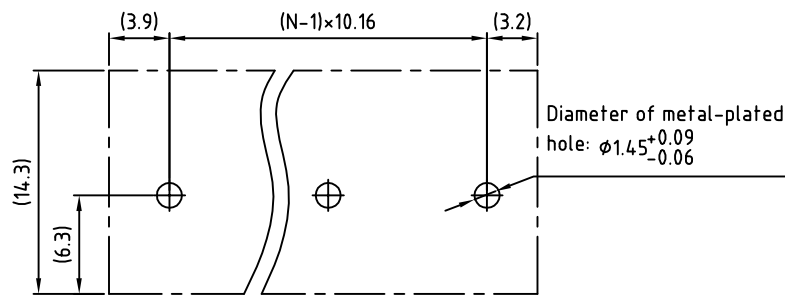
PART NUMBER:

**OSTHMXX6081**

No. of Poles  
02: 2 Poles  
:  
12: 12 Poles

COLOR  
0: Black  
5: Green  
6: Blue  
8: Grey (Standard)

**P.C.B LAYOUT**



THESE DRAWINGS AND SPECIFICATIONS ARE THE PROPERTY OF ON-SHORE TECHNOLOGY, INC. AND SHALL NOT BE REPRODUCED, COPIED OR USED IN ANY MANNER WITHOUT THE PRIOR WRITTEN CONSENT OF ON-SHORE TECHNOLOGY, INC.



TITLE		OSTHM 10.16mm series press fit	
PART NO.	OSTHMXX6081	DWG NO.	OSTHMXX6081.DWG
APPROVED	CHECKED	DESIGNED	DRAWN
Shi jun 2006.11.01	Marvin 2006.06.26	Marvin 2006.06.26	Marvin 2006.06.26
SHEET: 01/01		UNIT: mm SCALE: NONE REV: B	
		Tolerance X. ±0.50 X.X ±0.30 X.XX ±0.10 X° ±1°	