

REVISION BA

DO NOT SCALE FROM THIS PRINT

LEAD STYLE		TERMINAL	'L' OVERALL LENGTH (REF)	CONTACT AREA
SERIES D&Z	SERIES E			
07	N/A	T-1S6-07-XXX-2	.430	.165
08	N/A	T-1S6-08-XXX-2	.530	.165
09	09	T-1S6-09-XXX-2	.730	.165
10	10	T-1S6-10-XXX-2	.830	.165
11	11	T-1S6-11-XXX-2	.930	.165
12	12	T-1S6-12-XXX-2	1.030	.165
13	13	T-1S6-13-XXX-2	1.230	.165
14	14	T-1S6-14-XXX-2	1.430	.165
15	15	T-1S6-15-XXX-2	.630	.165
16	N/A	T-1S6-16-XXX-2	.445	.165
17	N/A	T-1S6-17-XXX-2	.480	.165
19	19	T-1S6-19-XXX-2	1.330	.165
20	20	T-1S6-20-XXX-2	1.130	.165

UNLESS OTHERWISE NOTED TOLERANCES ARE:
 DIMENSIONS ARE IN INCHES
 ONE PLACE DECIMALS ±.1 THREE PLACE DECIMALS ± .005
 TWO PLACE DECIMALS ±.01 FOUR PLACE DECIMALS ± .0020
 ANGLES ± 2°

TITLE: **LOW COST BOARD SPACERS**
 DWG NO: XW-XX-XX-XXX-X-XXXX-XXX-XX-XXX
 SHEET 1 OF 2

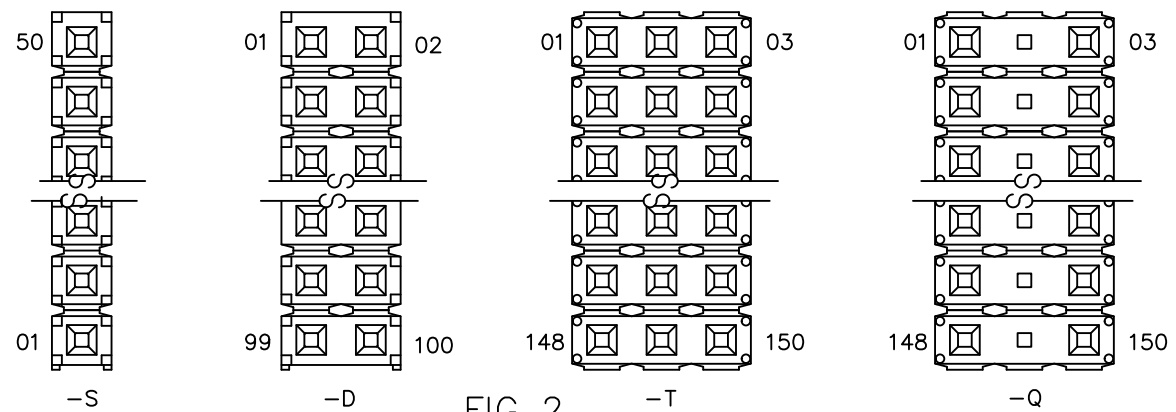
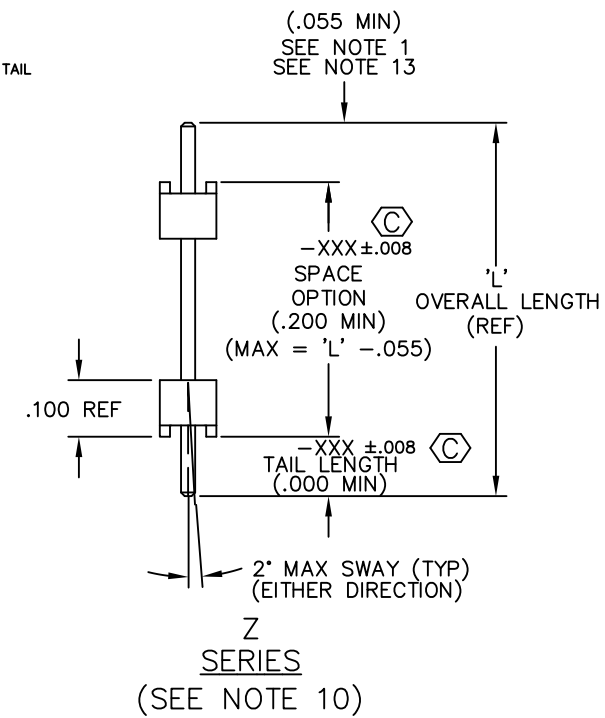
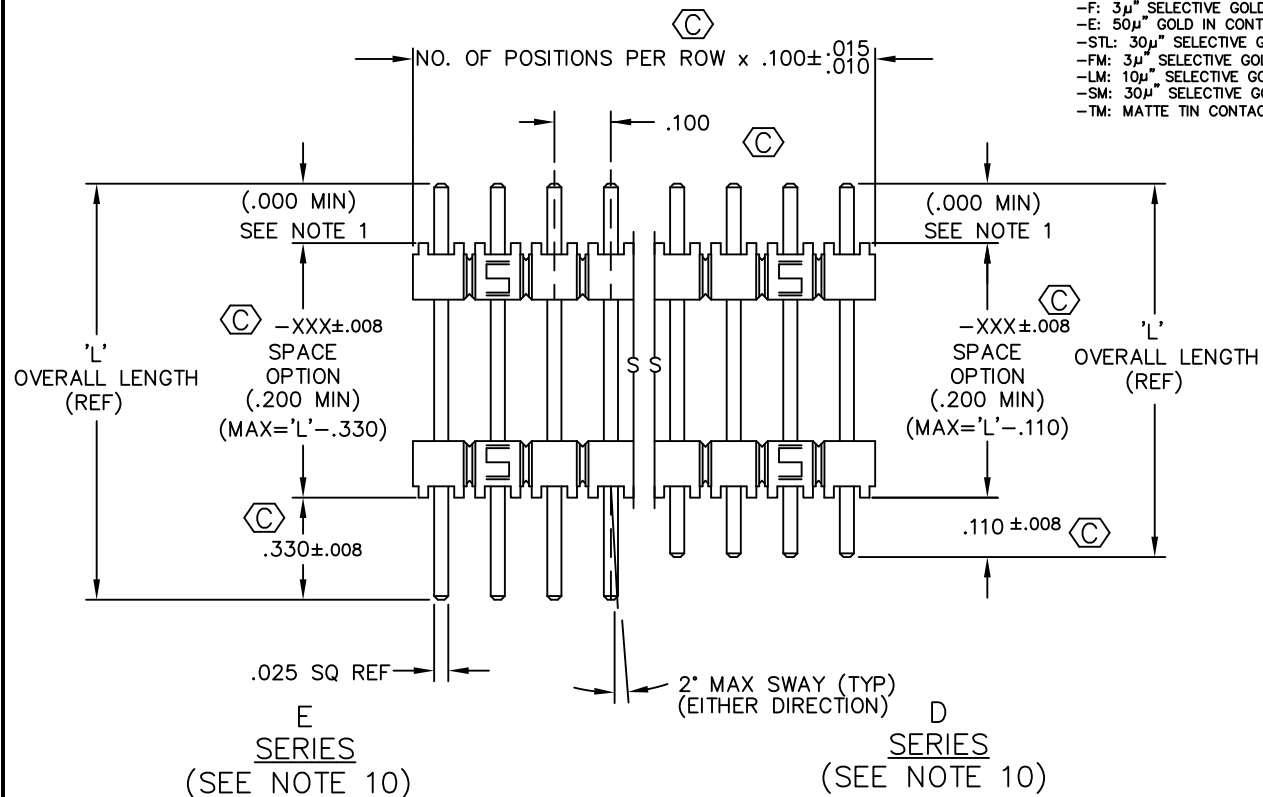
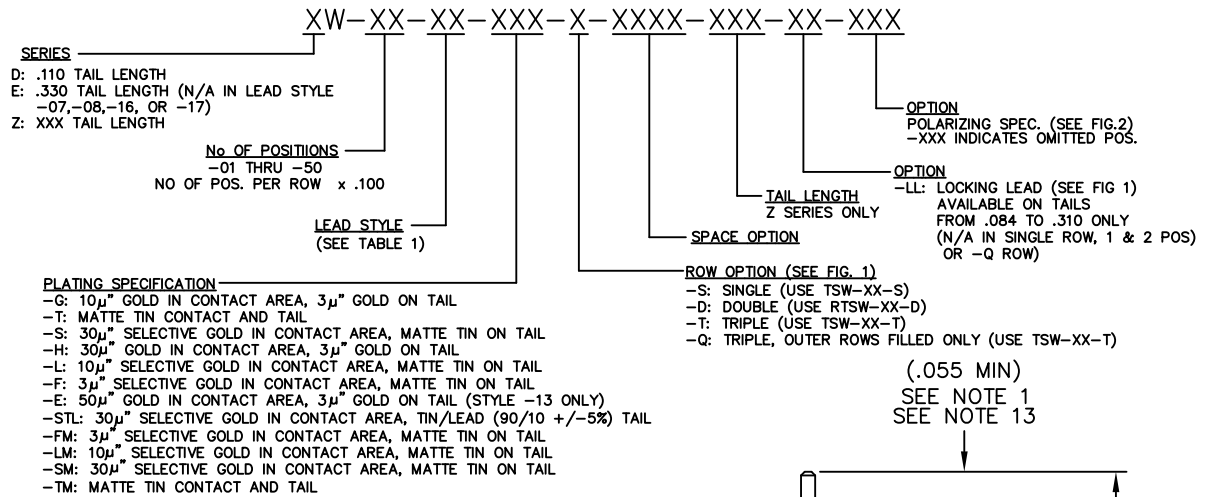


FIG 2 NUMBER POSITIONS WITH .330, .110, OR ZW TAIL DOWN

- NOTES:
- HEIGHT VARIATION BETWEEN ANY TWO PINS AND ROW SHALL BE .010 MAX.
 - ~~S PLATING: PLATED AREA WILL BE ON THE LONGER TAIL.~~
 - ~~G PLATING: HEAVY GOLD ON LONGER TAIL~~
 - ~~L PLATING: GOLD ON LONGER TAIL~~
 - ~~H PLATING: HEAVY GOLD ON LONGER TAIL~~
 - ~~F PLATING: FLASH SELECTIVE GOLD ON LONGER TAIL~~
 - ~~P PLATING: GOLD FLASHED PALLADIUM NICKEL ON LONGER TAIL~~
 - ~~E PLATING: EXTRA HEAVY GOLD ON LONGER TAIL~~
 - (C) REPRESENTS A CRITICAL DIMENSION.
 - CONTACT AREA -F, -S, -L, -P GOLD TO BE ON LONGER TAIL. -G, -H, -E, HEAVY GOLD TO BE ON LONGER TAIL.
 - CRIMPED TAILS OF .084 TO BE TOLERANCED +.008/- .000.
 - TSW-50-D TO BE USED IF RTSW-50-D IS NOT AVAILABLE
 - .000 MIN IF TAIL LENGTH IS GREATER THAN OR EQUAL TO .055.
 - TERMINAL PUSHOUT FORCE: 3 LBS. MIN.
 - MAXIMUM CUT FLASH: .010[.25]
 - FOR ADDED MECHANICAL STABILITY, SAMTEC RECOMMENDS MECHANICAL BOARD SPACERS EXISPROD\ASSEMBLY\100 BE USED IN APPLICATIONS WITH GOLD OR SELECTIVE GOLD PLATED CONNECTORS. CONTACT IPG@SAMTEC.COM FOR MORE INFORMATION.

PROPRIETARY NOTE
 THIS DOCUMENT CONTAINS CONFIDENTIAL AND PROPRIETARY INFORMATION AND ALL DESIGN, MANUFACTURING, REPRODUCTION, USE, PATENT RIGHTS AND SALES RIGHTS ARE EXPRESSLY RESERVED BY SAMTEC, INC. THIS DOCUMENT SHALL NOT BE DISCLOSED, IN WHOLE OR PART, TO ANY UNAUTHORIZED PERSON OR ENTITY NOR REPRODUCED, TRANSMITTED OR INCORPORATED IN ANY OTHER PROJECT IN ANY MANNER WITHOUT THE EXPRESS WRITTEN CONSENT OF SAMTEC, INC.

MATERIAL:
 BODIES:
 PBT, UL 94 VO
 GLASS FILLED POLYESTER
 COLOR: BLACK
 TERMINALS:
 PHOSPHOR BRONZE, ALLOY NO. 510, 3/4 HARD, TENSILE RANGE 95-105 KSI

samtec
 520 PARK EAST BLVD. NEW ALBANY, INDIANA 47150
 PHONE (812) 944-6733 P.O. BOX 1147
 CODE 55322

MADE BY: WILLIAMS 8-13-84 XW-XX-XX-XXX-X-XXXX-XXX-XX-XXX
 SHEET 1 OF 2