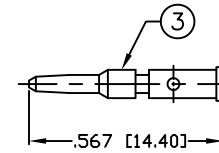
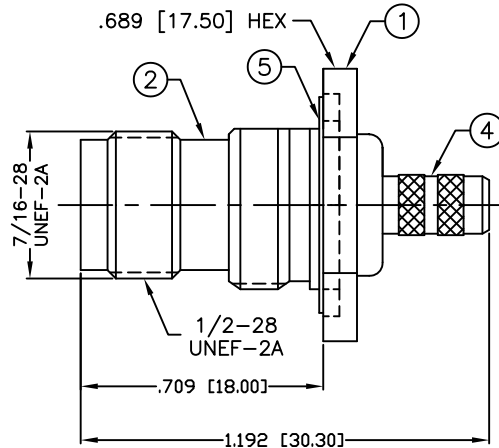
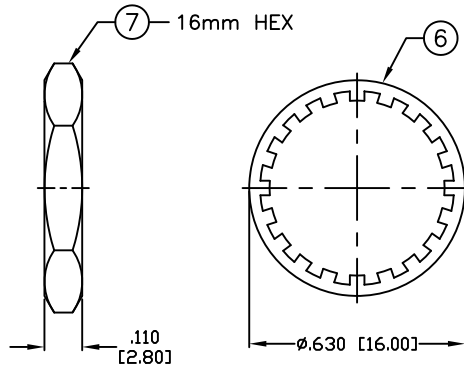


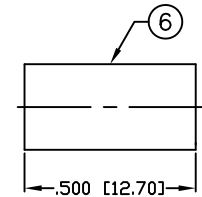
PART NO.

RP-1212-C1

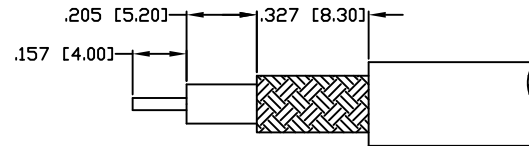
REV	DESCRIPTION	DWN	DATE	APPROVED
A	UPDATED DWG FORMAT AND SPECS	CZS	10/10/17	JDMc



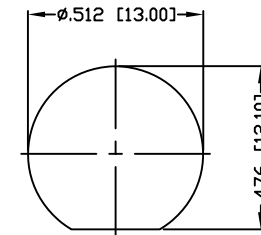
**RECOMMENDED
CRIMP DIE: .068"**



**RECOMMENDED
CRIMP DIE: .213"**



**RECOMMENDED
STRIPPING DIMENSIONS**



**RECOMMENDED
MOUNTING HOLE**

MAX. PANEL THICKNESS= .138 [3.50]

SPECIFICATIONS:

IMPEDANCE: 50 Ohms

FREQUENCY RANGE: 0-11 GHz

WORKING VOLTAGE: 500 VRMS

INSULATION RESISTANCE: 5k M ohms min.

TEMPERATURE RANGE: -65°C TO 85°C

FOR RG-55, 55A, 55B, 142, 142A, 142B, 223/U & 400/U,
ALPHA 9055, 9055B, 9223, BELDEN 8219, 83242 & 84142

#	DESCRIPTION	QTY	MATERIAL	FINISH
9	LOCK WASHER	1	BRASS	NICKEL
8	HEX NUT	1	BRASS	NICKEL
7	TNC BODY	1	BRASS	NICKEL
6	FERRULE	1	BRASS	NICKEL
5	GASKET	1	RUBBER	---
4	FERRULE STUD	1	BRASS	NICKEL
3	PIN	1	BRASS	GOLD
2	INSULATOR	1	PTFE	---
1	BODY	1	BRASS	NICKEL

CUSTOMER
OUTLINE DRAWING

ALL DIMENSIONS
ARE REFERENCE ONLY

UNLESS OTHERWISE SPECIFIED:
DIMENSIONS ARE IN INCHES
AND [MILLIMETERS]

DRAWN
C. ZUNIGA 10/10/17

CHECKED

ORJ DRAWN
G. GALLEGOS 4/1/02

**RoHS
COMPLIANT**

PROPRIETARY AND CONFIDENTIAL

THIS DRAWING CONTAINS
INFORMATION PROPRIETARY TO
RF INDUSTRIES. ANY
UNAUTHORIZED USE OF THIS
DRAWING IS EXPRESSLY
PROHIBITED WITHOUT WRITTEN
PERMISSION FROM RF
INDUSTRIES. ANY VIOLATION IS
PUNISHABLE UNDER U.S.
COPYRIGHT LAWS.

RFconnectors
DIVISION OF RF INDUSTRIES, LTD.

RFINDUSTRIES.COM
7610 MIRAMAR RD.
SAN DIEGO, CA 92126
(858) 549-6340
(858) 549-6345 FAX

TNC JACK, CRIMP
REVERSE POLARITY, BULKHEAD

CABLE GROUP	DWG NO.	REVISION
C1	RP-1212-C1	A
FORMAT A	SCALE NTS	ENGINEERING ID N/A
SHEET 1 OF 1		