

6

5

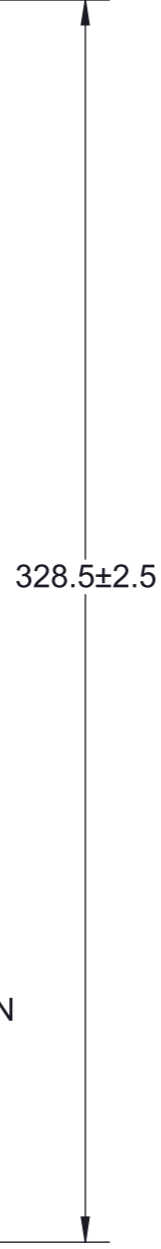
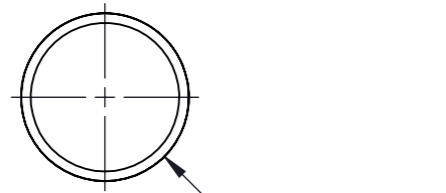
4

3

2

1

REVISIONS					
REV.	ECR#	ZONE	DESCRIPTION	CHANGED BY/DATE	APPROVED BY/DATE
AA			INITIAL RELEASE	S.J. 4/18/11	S.J. 4/18/11

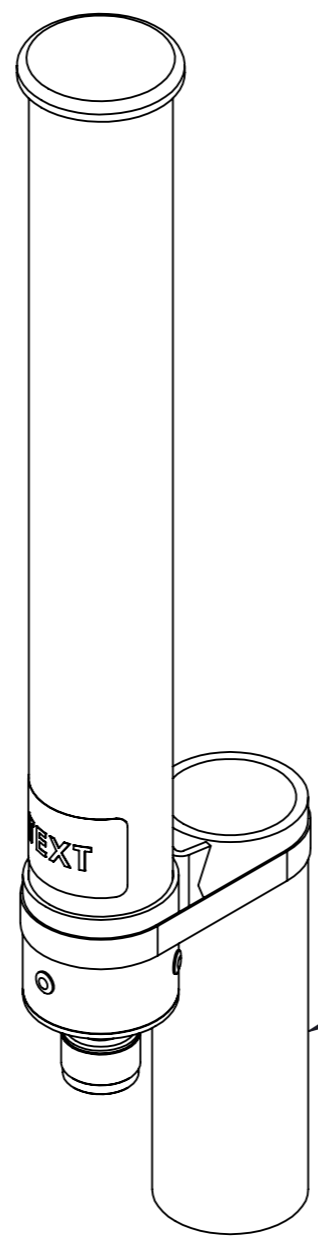


VENTED CAP FOR INVERTED MOUNTING

TEXT

2X DRAIN SLOT

TYPE-N MALE CONNECTOR (COUPLING NUT SPINS FREELY)



MAST SHOWN FOR REFERENCE ONLY

Parameter	Performance
Model Number	OC24006H-FNM
Frequency	2400-2500MHz
Gain	6dBi
Polarization	Linear, Horizontal
VSWR	2.0:1
E-Plane 3dB Beamwidth	Omnidirectional
H-Plane 3dB Beamwidth	25°
RF Connector	Type N, Male, Fixed, Tri-Metal
Power	10 Watts
Weight	0.26kg
Radome	Polycarbonate, UV, White
Operational Temperature	-30°C to +70°C
Storage Temperature	-40°C to +85°C
Mounting	Connector Fixed or Mast Mount Kit, Upright and Inverted Orientation

MATERIAL: N/A		THIRD ANGLE PROJECTION
FINISH: N/A		
APPROVALS		DO NOT SCALE DRAWING INTERPRET DIMENSIONING AND TOLERANCING IN ACCORDANCE WITH ASME Y14.5M-2009 TOLERANCES UNLESS OTHERWISE SPECIFIED DIMENSIONS ARE IN MILLIMETERS
DRAWN BY	DATE	
PROJ. ENG.	DATE	
APPL. MECH.	DATE	
MFG.	DATE	
ANGLE: ±30' 0 PLACE DECIMAL: ±0.5 1 PLACE DECIMAL: ±0.25 2 PLACE DECIMAL: ±0.13 SURFACE ROUGHNESS 1.6/√		

TITLE: **OC24006H-FNM**

SIZE A3	DWG. NO. OC24006H-FNMMO	REV AA
SCALE: 1:2	PREVIOUS#	SHEET 1 OF 1

THIS DRAWING IS UNPUBLISHED.	RELEASED FOR PUBLICATION - , -
© Copyright 2022 TE Connectivity Ltd.	ALL RIGHTS RESERVED.

6

5

4

3

2

1