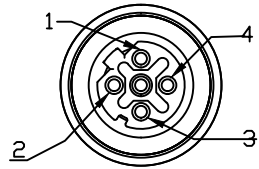
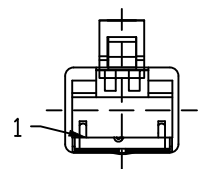


FRONT VIEW - MALE M12

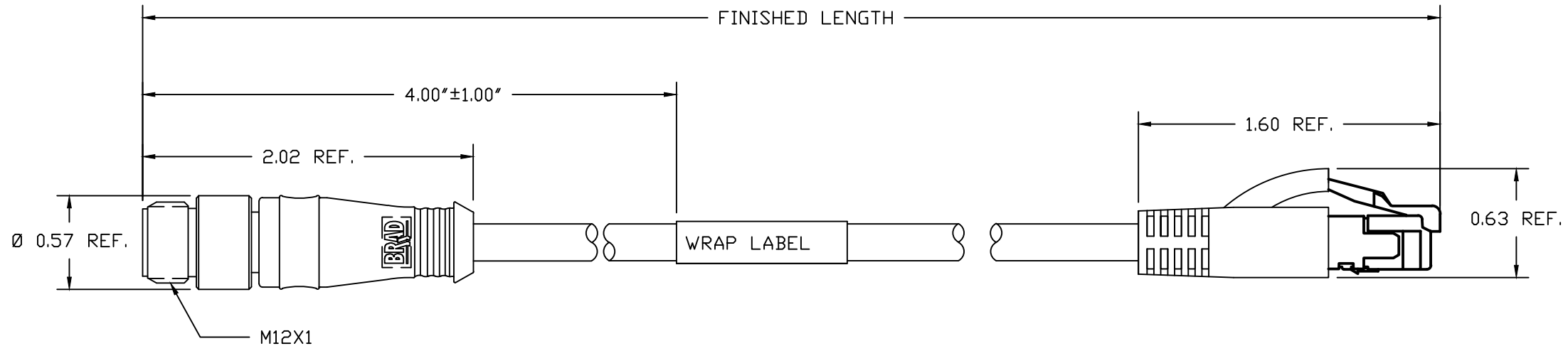


1-WHITE/ORANGE
2-WHITE/GREEN
3-ORANGE
4-GREEN

FRONT VIEW - MALE RJ45



1-WHITE/ORANGE
2-ORANGE
3-WHITE/GREEN
6-GREEN



NOTES:

MECHANICAL
RJ45
PLUG: CLEAR POLYCARBONATE
BOOT: BLACK PVC

M12 CONNECTOR
INSERT: BLACK PUR
CONTACT: GOLD/NICKEL OVER COPPER ALLOY
COUPLING NUT: NICKEL PLATED BRASS
MOLDED BODY: BLACK PUR

CABLE: 24 AWG 2 PAIR CONDUCTORS BLUE TPE JACKET
UL LISTED: CMR
CSA LISTED: CMG
BELDEN P/N: YM53146006R

WRAP LABEL: MARKED WITH P/N, DATE CODE, VOLTAGE & AMPERAGE

ELECTRICAL
ACCORDING TO CAT5e
VOLTAGE RATING: 30V AC/DC
AMPERAGE: 1.5A

ADDED PART NO. TABLE EC NO: IPG2015-2010 DRWN: GGUSTAFS 2015/05/22 CHKD: BARDEN 2015/07/16 APPR: BWOODMAN 2013/04/18	REV C	DESCRIPTION QUALITY SYMBOLS ▽=0 ▽C=0	GENERAL TOLERANCES (UNLESS SPECIFIED)		DIMENSION STYLE INCH ONLY		SCALE NTS	DESIGN UNITS INCH	THIRD ANGLE PROJECTION	
			4 PLACES ±--- ±---	DRAWN BY BARDEN	DATE 2013/01/29	TITLE M12 TO RJ45 CORDSET 4P MALE M12/RJ45 ST #24-2P BLUE TPE CAT5E				
			3 PLACES ±--- ±.005	CHECKED BY VOU	DATE 2013/04/26					
			2 PLACES ±0.13 ±.010	APPROVED BY JFMURPHY		DATE 2013/04/18	MOLEX INCORPORATED			
1 PLACE ±0.25 ±.020	MATERIAL NO. SEE TABLE		DOCUMENT NO. SD-120108-053	SHEET NO. 1 OF 2						
DRAFT WHERE APPLICABLE MUST REMAIN WITHIN DIMENSIONS			SIZE B		THIS DRAWING CONTAINS INFORMATION THAT IS PROPRIETARY TO MOLEX INCORPORATED AND SHOULD NOT BE USED WITHOUT WRITTEN PERMISSION					

10 9 8 7 6 5 4 3 2 1

F

E

D

C

B

A

F

E

D

C

B

A

MATERAIL NO.	ENGINEERING NO.
1201088184	E16A06006M005
1201088148	E16A06006M010
1201088149	E16A06006M020
1201088150	E16A06006M030
1201088151	E16A06006M040
1201088152	E16A06006M050
1201088153	E16A06006M060
1201088154	E16A06006M070
1201088155	E16A06006M080
1201088156	E16A06006M090
1201088157	E16A06006M100
1201088158	E16A06006M120
1201088185	E16A06006M140
1201088159	E16A06006M150
1201088160	E16A06006M180
1201088161	E16A06006M200
1201088162	E16A06006M250
1201088163	E16A06006M300
1201088164	E16A06006M400
1201088165	E16A06006M500

E16A06006MXXX

↓
 LENGTH
 M010 - 1 Meters
 M050 - 5 Meters
 M200 - 20 Meters
 ETC....

ADDED PART NO. TABLE EC NO: IPG2015-2010 DRWN: GGUSTAFS 2015/05/22 CHKD: BARDEN 2015/07/16 APPR: BWOODMAN 2013/04/18	DESCRIPTION REV	QUALITY SYMBOLS	GENERAL TOLERANCES (UNLESS SPECIFIED)		DIMENSION STYLE INCH ONLY		SCALE NTS	DESIGN UNITS INCH	THIRD ANGLE PROJECTION	
		▽=0 ∇=0	mm	INCH	DRAWN BY	DATE	TITLE	MOLEX INCORPORATED	DOCUMENT NO.	SHEET NO.
		4 PLACES	±---	±---	BARDEN	2013/01/29				
		3 PLACES	±---	±.005	CHECKED BY	DATE				
2 PLACES	±0.13	±.010	VOU	2013/04/26	APPROVED BY	DATE	MATERIAL NO.		SD-120108-053	2 OF 2
1 PLACE	±0.25	±.020	JFMURPHY	2013/04/18	SEE TABLE		THIS DRAWING CONTAINS INFORMATION THAT IS PROPRIETARY TO MOLEX INCORPORATED AND SHOULD NOT BE USED WITHOUT WRITTEN PERMISSION			
DRAFT WHERE APPLICABLE MUST REMAIN WITHIN DIMENSIONS			ANGULAR ±.5°							

10 9 8 7 6 5 4 3 2 1