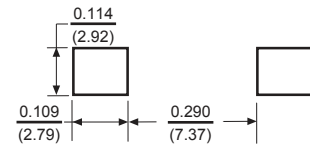
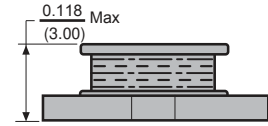
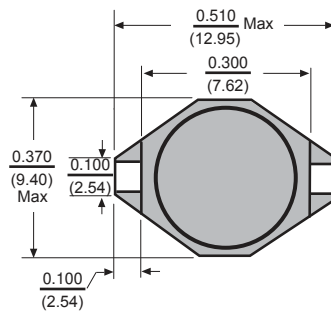




# Power Chip Inductors PCI30

Dimensions:  $\frac{\text{Inches}}{\text{(mm)}}$



Allied Part Number	Inductance ( $\mu\text{H}$ )	Tolerance (%)	DCR ( $\Omega$ ) Max.	Isat (A) Max.
PCI30-1R0M-RC	1.0	20	0.024	5.15
PCI30-4R7M-RC	4.7	20	0.036	4.20
PCI30-6R8M-RC	6.8	20	0.060	3.90
PCI30-8R2M-RC	8.2	20	0.080	2.42
PCI30-100M-RC	10	20	0.110	2.40
PCI30-150M-RC	15	20	0.120	2.30
PCI30-220M-RC	22	20	0.180	1.80
PCI30-330M-RC	33	20	0.250	1.60
PCI30-470M-RC	47	20	0.320	1.30
PCI30-680M-RC	68	20	0.540	1.10
PCI30-101M-RC	100	20	0.690	0.87
PCI30-151M-RC	150	20	0.940	0.74
PCI30-221M-RC	220	20	1.600	0.56
PCI30-331M-RC	330	20	2.150	0.50
PCI30-471M-RC	470	20	3.300	0.40
PCI30-681M-RC	680	20	4.400	0.33
PCI30-821M-RC	820	20	5.800	0.15
PCI30-102M-RC	1000	20	8.400	0.10

## Features

- Low Profile
- Designed with high heat resistant materials for reflow operation
- Wrap around terminals for excellent solder quality and inspection
- Flat top for pick and place assembly
- Non-standard values available

## Electrical

**Inductance Range:** 1.0 $\mu\text{H}$  to 1000 $\mu\text{H}$ .

**Tolerance:**  $\pm 20\%$  over the entire inductance range.

**Test Frequency:** Inductance measured at 100KHz, 0.1 Vrms.

**Operating Temp. Range:**  $-40^{\circ}$  to  $+125^{\circ}\text{C}$

**Saturation Rated Current:** The current when the inductance becomes 10% lower than its initial value. ( $T_a=25^{\circ}\text{C}$ )

## Physical

**Marking:** EIA Inductance Code

**Packaging:** 1000 pieces per 13 inch reel.

All specifications subject to change without notice.