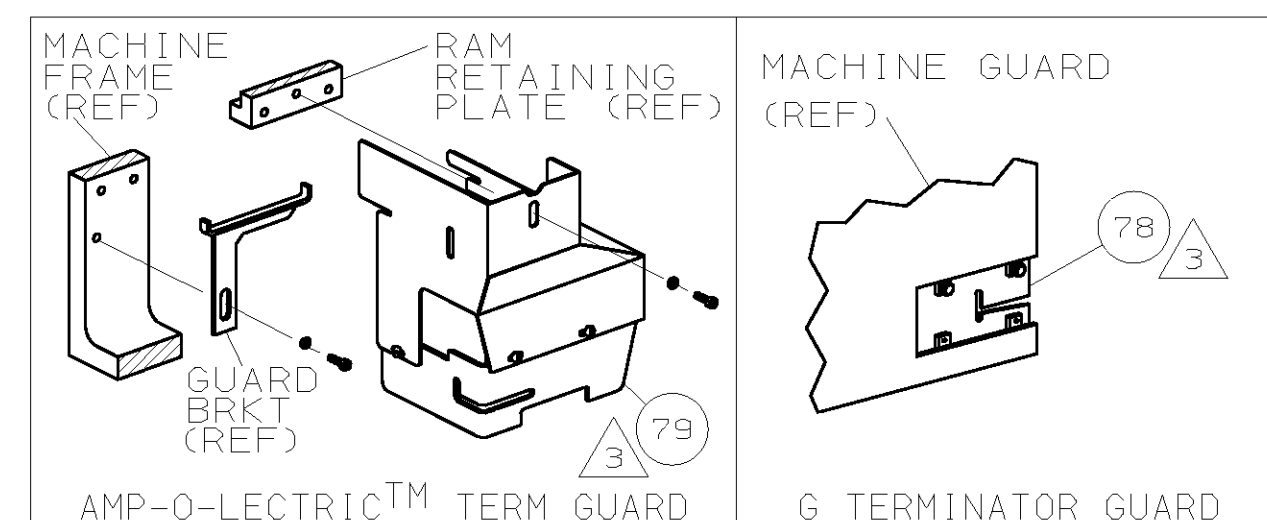
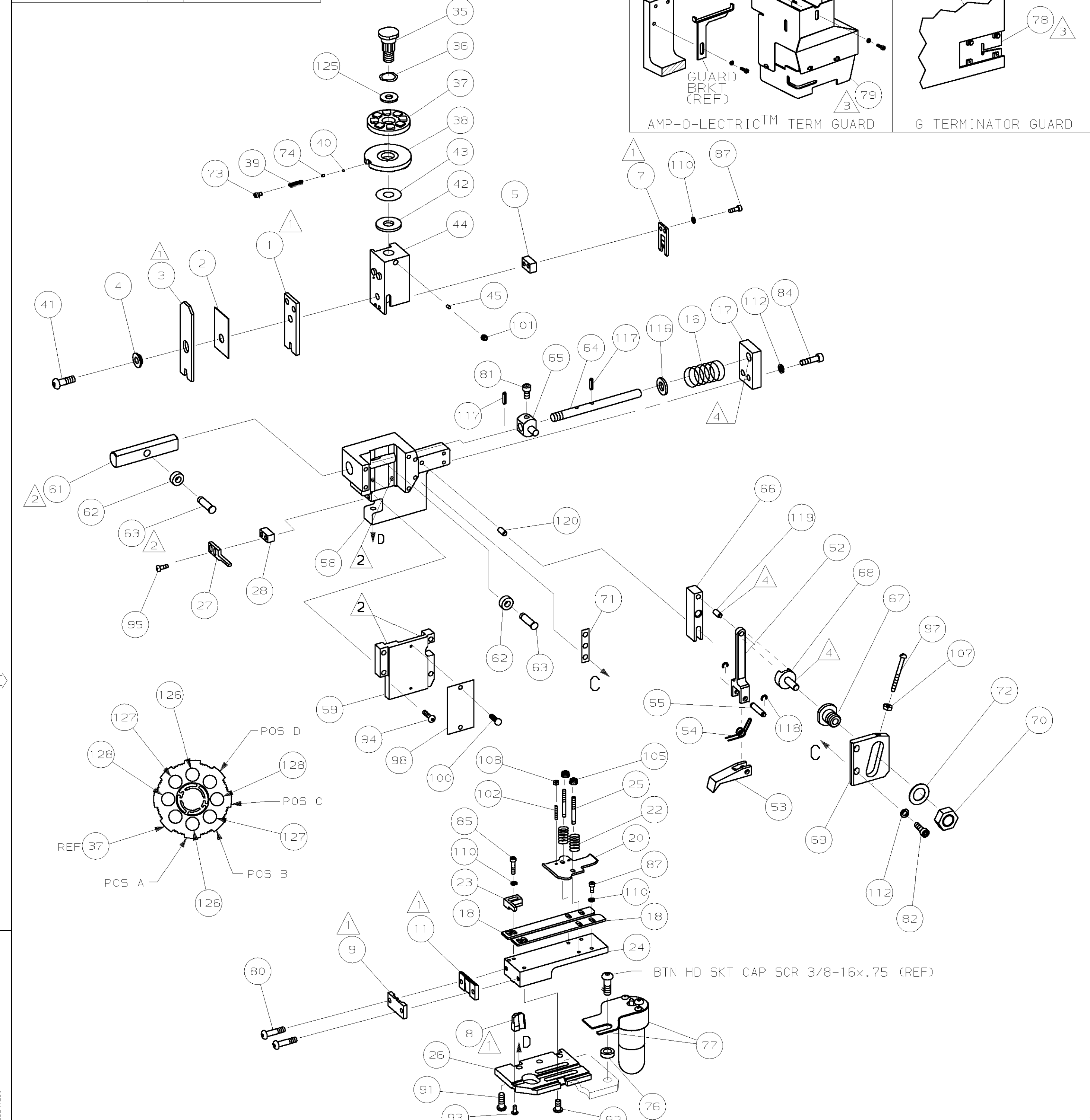


PART NUMBER	REV	FIRST USED
680868-1	A	122500-1
680868-2	A	565435-5

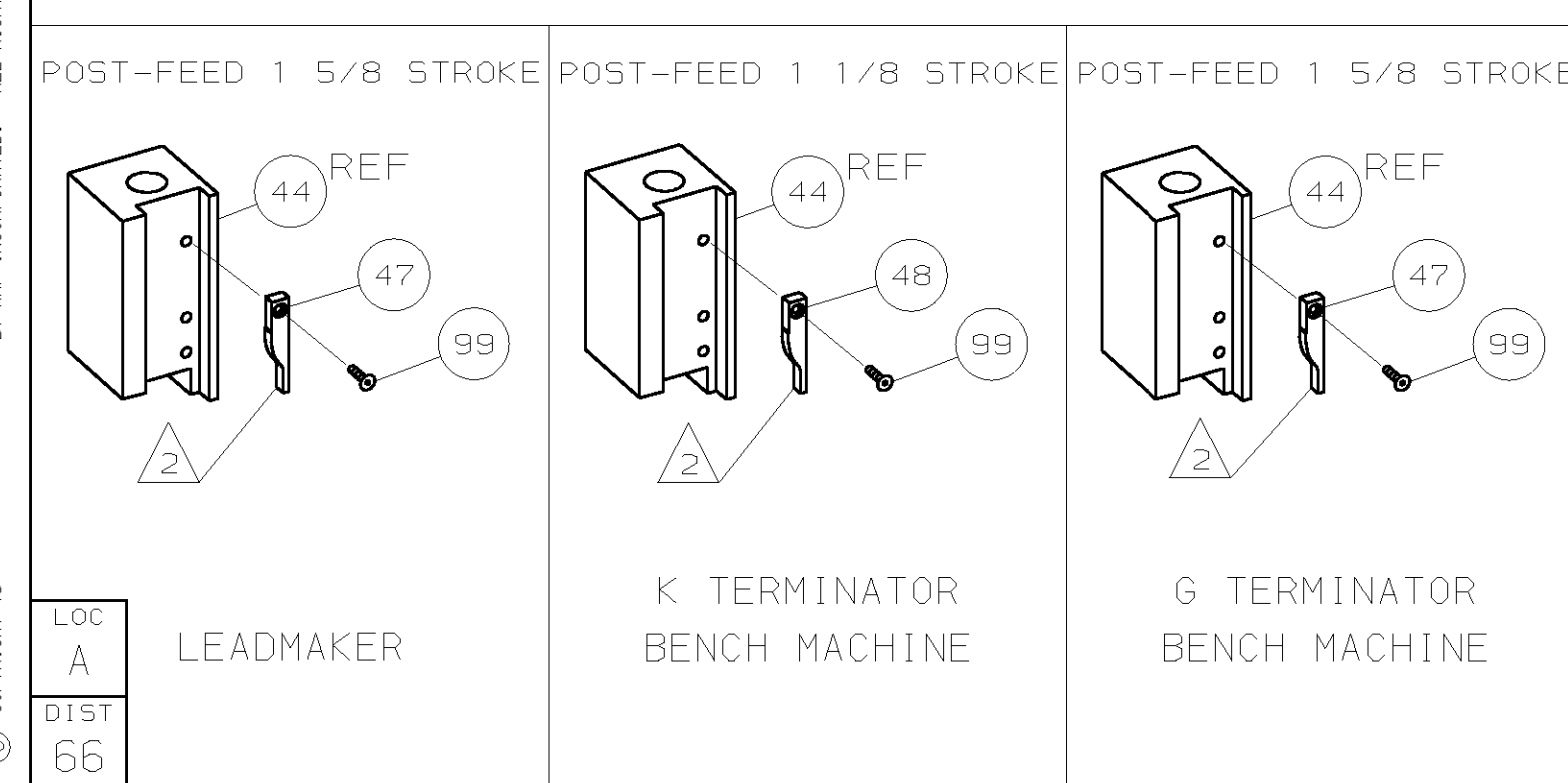


TERMINAL NAME: .187 SERIES FASTON™ RECEPTACLE		1217149			
PAD LTR	CRIMP HEIGHT	WIRE SIZE			
A	.074 ±.002 [1.88 ±0.05mm]	14			
B	.063 ±.002 [1.60 ±0.05mm]	16			
C	.056 ±.002 [1.42 ±0.05mm]	18			
D	NOT USED				
CRIMP	SIZE	TYPE	RANGE		
WIRE	.090 [2.29mm]	F	18-14		
INSUL	.180 [4.57mm]	F	∅.110-.160		
WIRE STRIP LENGTH	TERM APPL SPEC	FEED	APPL INSTRUCTION	SET UP GAGE	LAYOUT
.141-.172	114-35000	.650	408-8039	458638-1	51M 12

-1	LEADMAKER & BENCH MODEL G	MECH POST FEED	
-2	BENCH MODEL K	MECH POST FEED	
REF	REF	- A	22594-8 NUT, HEX 70
REF	REF	- B	240628-1 PLATE, ADJ 69
REF	REF	- B	240626-1 SHAFT, PIVOT 68
REF	REF	- B	240633-1 BUSHING 67
REF	REF	- A	455680-1 LEVER, INTERMEDIATE 66
REF	REF	- B	240629-1 BLOCK, PIVOT 65
REF	REF	- A	240632-2 SCR, ADJ 64
REF	REF	- B	240659-3 PIN, CAM ROLLER 63
REF	REF	- B	240658-1 CAM, ROLLER 62
REF	REF	- B	454398-1 ROD, FEED 61
			60
REF	REF	- C	454220-1 CAP, RAM 59
REF	REF	- D	453736-1 HOUSING 58
			57
			56
REF	REF	- B	240624-1 PIN, FEED FINGER 55
REF	REF	- B	691499-1 SPRING, FEED FINGER 54
REF	REF	- B	240635-1 FINGER, FEED 53
REF	REF	- B	240634-1 LEVER, TERMINAL 52
			51
			50
			49
1	-	- B	690501-3 CAM, POST FEED 1 1/8 ST 48
-	1	- B	690501-4 CAM, POST-FEED 1 5/8 ST 47
			46
1	1	- A	690191-1 PLUG, NYLON 45
1	1	- C	455674-1 RAM 44
1	1	- A	690125-1 WASHER, LAMINATED 43
1	1	- A	690124-1 WASHER, RAM 42
1	1	- A	7-21002-9 BOLT, CRIMPER (5/16-24x1.00) 41
1	1	- A	23241-6 BALL, STEEL 40
1	1	- A	690170-1 SPRING, COMPRESSION 39
1	1	- C	690142-1 DISC, INSULATION 38
1	1	- D	354777-1 WIRE DISC, PLASTIC 37
1	1	- A	22480-5 WASHER, SPRING 36
1	1	- B	690212-1 POST, RAM 35
			34
			33
1	1	- D	458980-1 APPLICATOR, BASIC (SUB ASSY) 32
			31
			30
			29
1	1	- B	3-690451-2 SPACER, STRIPPER 28
REF	REF	- A	240639-1 STRIPPER 27
REF	REF	- C	455676-1 PLATE, BASE 26
2	2	- A	22354-8 DRAG, STUD 25
1	1	- B	455678-3 PLATE, STRIP GUIDE 24
1	1	- C	240825-1 PLATE, STRIP HOLD DOWN 23
2	2	- A	4-22281-1 SPRING, DRAG 22
			21
1	1	- A	454177-1 DRAG, STOCK 20
			19
2	2	- C	454204-3 GUIDE, STRIP (FRONT) 18
REF	REF	- A	454178-1 GUIDE, FEED ROD 17
REF	REF	- A	4-22284-9 SPRING, FEED RETURN 16
			15
			14
			13
			12
1	1	- B	240644-5 PLATE, REAR SHEAR 11
			10
1	1	- B	1-690495-9 PLATE, FRONT SHEAR 9
1	1	- D	2-683452-9 ANVIL 8
1	1	- B	690474-6 BLADE, SLUG 7
			6
1	1	- C	6-240641-4 SPACER, SLUG BLADE 5
1	1	- B	238009-1 SPACER, BLOCK CRIMPER 4
1	1	- C	456134-6 CRIMPER, INSULATION 3
1	1	- B	455888-4 SPACER, CRIMPER 2
1	1	- C	4-456406-7 CRIMPER, WIRE 1



QTY	REF	REV	U/M	DWG SIZE	PART NO	DESCRIPTION	ITEM NO
2	2	-	C		1-354779-8	PIN, WIRE DISC (.3080)C	129
2	2	-	C		354779-4	PIN, WIRE DISC (.3010)B	128
2	2	-	C		8-354778-1	PIN, WIRE DISC (.2900)A	127
1	1	-	A		986950-1	WASHER, FLAT PRECISION	125
1	1	-	A		217238-1	GENERAL INSTRUCTION PACKAGE	124
1	1	-	-		4088039	EF APPL INST 408-8039	123
							122
							121
REF	REF	-	A		1-21030-7	PIN, DOWEL (∅.187x1.50)H56	120
REF	REF	-	A		1-21030-1	PIN, DOWEL (∅.187x.50)LEVER	119
REF	REF	-	A		21045-3	RING, RET "C" (∅.187)FD PIN	118
REF	REF	-	A		5-21028-1	PIN, STD SPRING (∅.12)FD ADJ ROD	117
REF	REF	-	A		21899-4	WASHER, FLAT (∅5/16)SCR ADJ	116
							115
							114
							113
REF	REF	-	A		21024-5	WASHER, LOCK (NO.10)FD ROD GDE	112
							111
7	7	-	A		21024-4	WASHER, LOCK (NO.8)SHEAR BL	110
							109
2	2	-	A		21018-4	NUT, HEX (4-40)DRAG	108
REF	REF	-	A		21018-5	NUT, HEX (6-32)FD ADJ PL	107
							106
2	2	-	A		21022-2	NUT, HEX SL (8-32)DRAG STUD	105
							104
							103
2	2	-	A		2-21006-6	SCR, SKT SET (4-40x.62)DRAG	102
1	1	-	A		21009-2	SCR, SKT SET (1/4-20x.25)RAM	101
2	2	-	A		21017-2	SCR, DRIVE (#2x.19) ID PLATE	100
1	1	-	A		1-21002-7	SCR, BHC (6-32x.38)CAM	99
1	1	-	B		461264-1	PLATE, IDENTIFICATION	98
REF	REF	-	A		6-23715-5	SCR, PAN HD (6-32x1.50)FEED ADJ	97
							96
2	2	-	A		2-21002-2	SCR, BHC (8-32x.50)STRIPPER	95
REF	REF	-	A		2-21002-9	SCR, BHC (10-32x.75)H56 CAP	94
1	1	-	A		22733-8	SCR, BHC (8-32x.38 LW)ANVIL	93
4	4	-	A		3-21002-3	SCR, BHC (1/4-20x.50)ST 6D PL	92
REF	REF	-	A		2-22733-8	SCR, BHC (1/4-20x.62)BASE PL	91
							90
							89
							88
5	5	-	A		2-21000-6	SCR, 5HC (8-32x.38)SLUG BLADE	87
							86
2	2	-	A		2-21000-9	SCR, 5HC (8-32x.75)R STP GUIDE	85
REF	REF	-	A		3-21000-7	SCR, 5HC (10-32x.75)FEED ROD GDE	84
							83
REF	REF	-	A		3-21000-6	SCR, 5HC (10-32x.62)FEED ADJ PL	82
REF	REF	-	A		3-21000-4	SCR, 5HC (10-32x.38)PIVOT BLOCK	81
2	2	-	A		3-21002-0	SCR, BHC (10-32x.88)SHEAR PL	80
REF	-	-	A		455745-1	GUARD, WINDOW	79
-	REF	-	A		679532-1	INSERT, GUARD	78
1	-	-	C		465184-9	LUBRICATOR ASSY	77
1	-	-	A		454406-1	SPACER, LUB BRACKET	76
							75
1	1	-	A		690603-1	SPRING, ASSIST	74
1	1	-	A		23030-1	SCR, SKT CAP (6-32x.25)CP DSC	73
REF	REF	-	A		458109-1	WASHER, FLAT (SPECIAL)	72
REF	REF	-	A		690517-1	SPACER	71



- 1 RECOMMENDED SPARE PARTS.
- 2 GREASE LIGHTLY.
- 3 GUARD MUST BE IN PLACE WHEN OPERATING APPLICATOR IN A BENCH MACHINE.
- 4 LUBRICATE DAILY USING NO. 20 MACHINE OIL.
- 5. ITEMS WITH QTY OF REF SPECIFIED (EXCEPT ITEMS 78 AND 79) ARE USED ON ITEM 32.
- 6 ITEM 78 USED WITH 6 TERMINATOR ONLY.

QTY	REF	REV	U/M	DWG SIZE	PART NO	DESCRIPTION	ITEM NO
-2	-1						

QTY	REF	REV	U/M	DWG SIZE	PART NO	DESCRIPTION	ITEM NO
-2	-1						

DIMENSIONS IN INCHES. DO NOT SCALE PRINT. TOLERANCES UNLESS OTHERWISE SPECIFIED:
 2 PLC DEC ±
 3 PLC DEC ±
 4 PLC DEC ±
 ANGLES ±
 SURF TEXTURE: ✓
 REMOVE BURRS, BREAK SHARP EDGES R.015 MAX

MATL - HT TR - FIN -
 DR 04AUG99 R.O.WILSON APP 04AUG99 T.ELBIN
 CHK 04AUG99 C.ERISMAN REL -
 NAME END FEED HDM APPLICATOR MACHINE REF
 SCALE - DWG NO 680868 SHEET 1 OF 1 REV A

AMP Incorporated Harrisburg, PA 17105-3608